

The notice of using the interface card

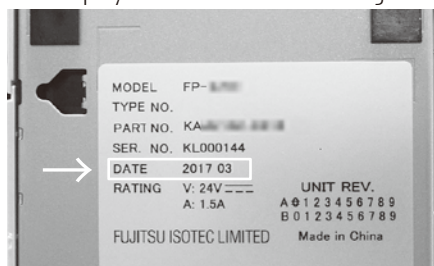
When you use Interface card with the revision of your using FP-2000/FP-2100/FP-2200 as follows, please update the firmware of the printer.

Confirmation of the printer

Please check the date of manufacture which is indicated on the bottom of the printer.

Interface	Manufacturing date
RS-232C	2017 03, 2017 04
LAN	2017 03, 2017 04
Bluetooth	2017 03, 2017 04, 2017 05

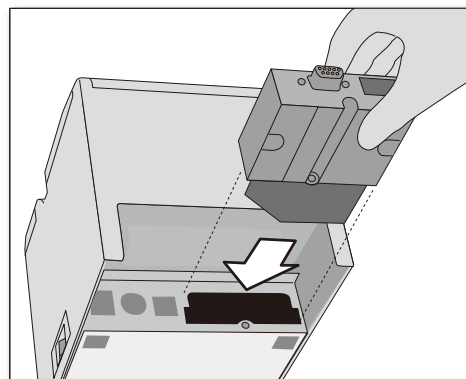
※ Display location of manufacturing date



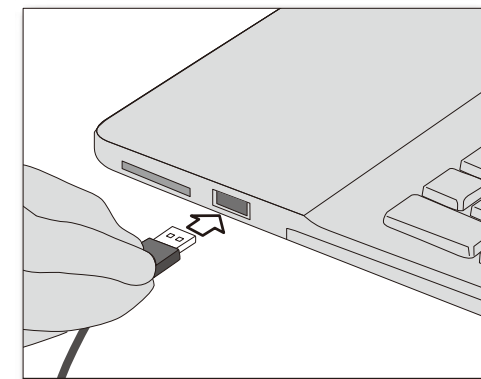
The condition of use which needs the updating the firmware

Interface	The condition of use
RS-232C	Printing with changing the setting to "Batch(COM IF) = Disable" . ※ Default setting is "Batch(COM IF) = Enable"
LAN	Needs updating for any use
Bluetooth	Needs updating for any use


The procedure of updating the firmware



1. Install the interface card



2. Connect the printer and PC by USB interface



3. Download the firmware of the printer from the web site
4. Extract the compressed file
5. Update the firmware of the printer

*About the detail of updating, please see the file of procedure in the extracted folder.

The URL of downloading the firmware

<http://www.fujitsu.com/jp/group/fit/en/products/fp2000/if-fw.html>

The URL for each sales location

http://abroad.fit.fujitsu.com/products/FP-2000/Interface%20card_FW/IF_FW.html