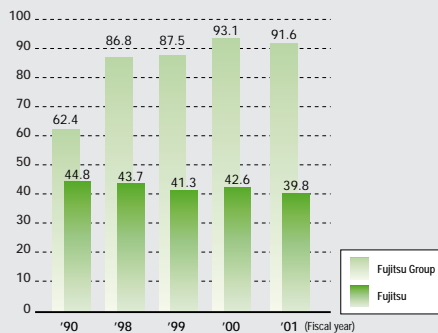


Energy Used Volume Results

Changes in Energy Usage Volume: We are introducing equipment such as co-generation systems and improving our facilities' operating efficiency in an effort to save electric power, which accounts for 70~80% of our energy use. We are working at the same time to reduce our use of oil and gas.

Energy Usage Volume (Unit: crude oil equivalent, 10,000 kℓ)



Details for Fiscal 2001

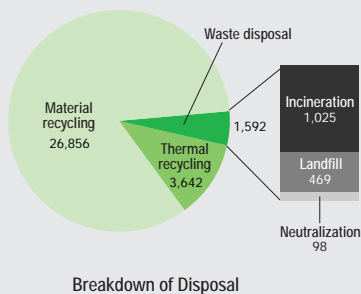
	Fujitsu	Domestic Manufacturers	Overseas Manufacturers	Fujitsu Group
Electricity (10,000 MWh)	119.1	103.7	32.6	255.5
Heavy oil, kerosene (thousand kℓ)	67.4	82.4	39.1	188.9
LPG, LNG (1,000 tons)	0.3	18.0	0.8	19.1
Natural gas, city gas (million m ³)	13.3	9.5	0.5	23.3
Other (1,000 GJ)	46.9			46.9
Total crude oil equivalent (10,000 kℓ)	39.8	39.0	12.7	91.6

(These calculations substitute Japanese coefficients for crude oil equivalent for energy use by overseas companies.)

Waste Reduction Results

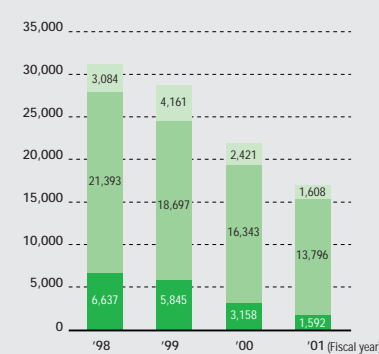
Changes in Waste Disposal Reduction: Sludge from sewage disposal facilities accounts for half our waste volume. We are continuing to reduce it by establishing treatment technologies.

2001 Breakdown of Waste Volume (Fujitsu)
(Unit: tons)

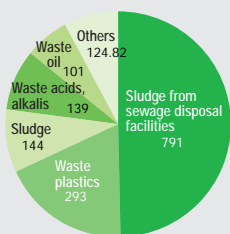
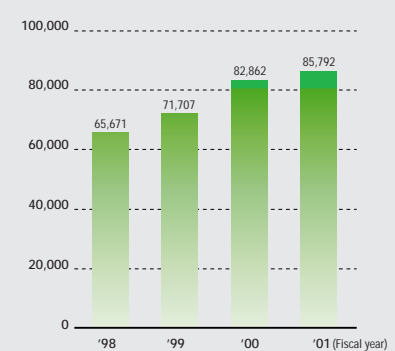


Breakdown of Disposal

Waste Disposal Volume (Fujitsu Group)
(Unit: tons)

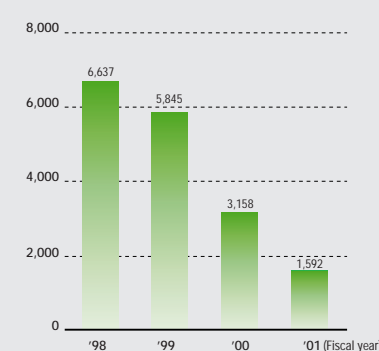


Effective Usage Volume (Fujitsu Group)
(Unit: tons)



Breakdown of Waste Material

Waste Disposal Volume (Fujitsu Japan)
(Unit: tons)



Effective Usage Volume (Fujitsu Japan)
(Unit: tons)

