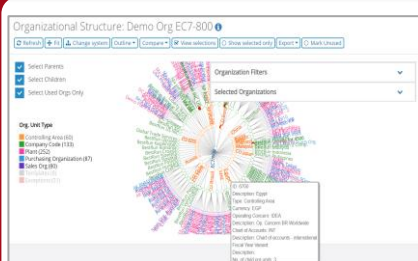


「Quick Scanning」 Introduction with SNP CrystalBridge®

For smooth migration to SAP S/4HANA, it is very important to understand current SAP system status. With “Analysis” Component on SNP CrystalBridge, it visualize the current organization code structure, module usage, data volume, etc.

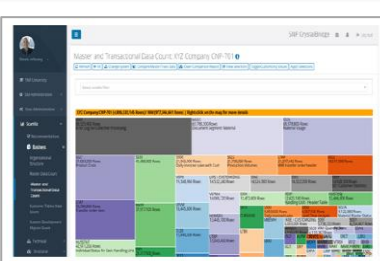
■ Components and scannable information

Es (Enterprise Structure)



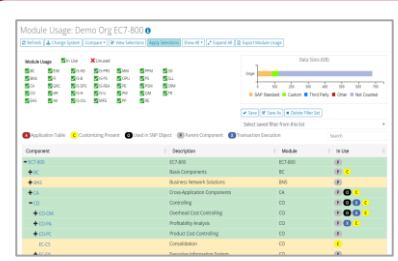
- Organization structures
- System usage status

Dp (Data Profiling)



- Add-on/customize status
- Number range status
- Runtime status

Ao (Application Overview)



- Module Usage Status
- System Connection Status
- User/Role permission setups

■ Service image (Assuming 3 months duration total)

Environment setup
for scanning

Install
scan tool

Scan tool
execution

Upload
scan results

Scan results
confirmation

Clients

Fujitsu

- ✓ NDA engagement is required before receive scanned data
- ✓ Scan results on screen display only, no deliverable with scan results (Scan and analysis results data can be provided by billable services)

shaping tomorrow with you
社会とお客様の豊かな未来のために