

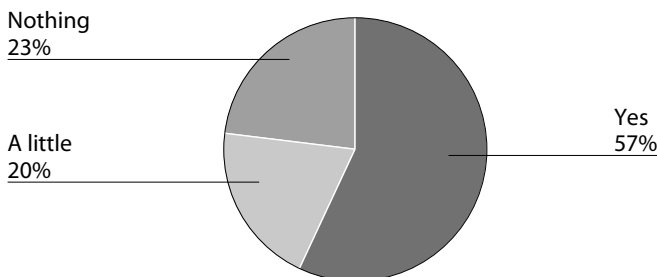
# 2007 Fujitsu Group Sustainability Report Questionnaire Results

(As of May, 2008)

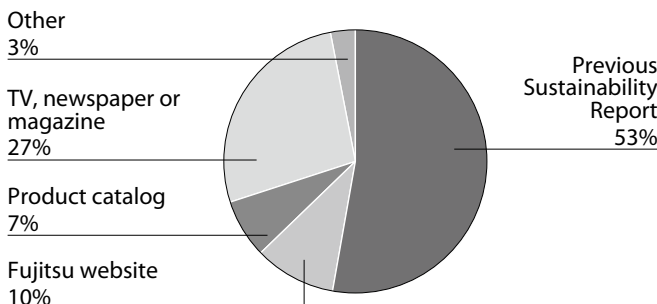
Thank you very much for your cooperation in responding to the 2007 Fujitsu Group Sustainability Report questionnaire. The tabulated results for the questionnaire are as follows. We will continue to use your valuable opinions, to help improve our activities and create even better reports.

## Questionnaire tabulation results Respondents = 65

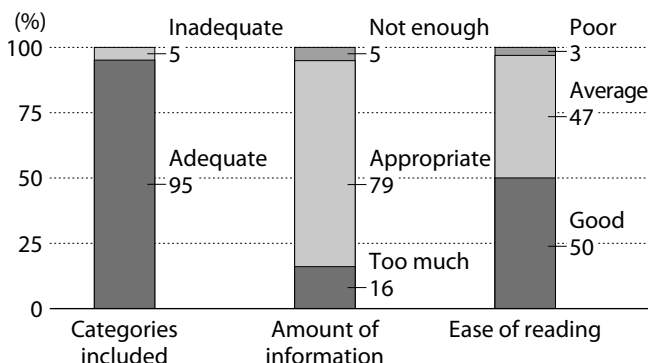
### Q1 Did you know anything about Fujitsu's sustainability activities before reading the report?



### Q2 (For those who answered "Yes" or "A little" to Q1) How did you come to know about them?



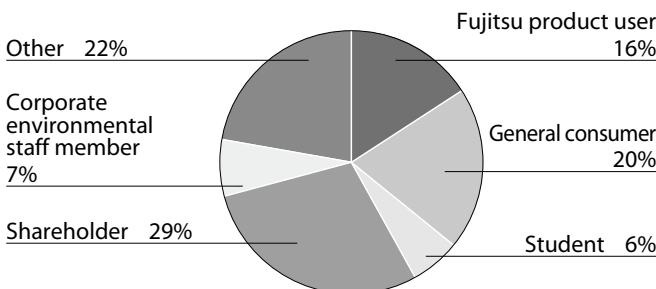
### Q3 What is your impression of this report?



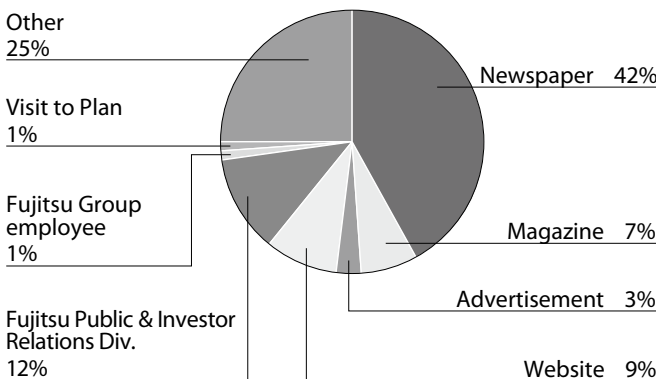
### Q4 Which sections of this report were of greatest interest?

Category title	Votes for this category
Global Warming Countermeasures	35
Soil and Groundwater Surveys and Cleanup Measures	22
Fujitsu Group Profile	21
Eco-Friendly Products	21
Targets and Achievements	20
For Our Customers	20
Highlight: Launching the Stage V Fujitsu Group Environmental Protection Program	18
For Our Shareholders	17
Reducing the Environmental Burden of Factories and Business Offices	17
With Local and International Communities	17

### Q5 From what perspective did you read this report?



### Q6 How did you learn about the existence of this report?



## Comments and Requests Expressed to Fujitsu

- I would like to you to use more photographs.
- I would like you to express things so that they are easier to understand.
- I would like to see more details of the education about the environment and CSR activities that you are providing to entire employee.

- I want to see you thoroughly implementing CSR activities.
- I want you to continue reducing the environmental load.

Your opinions will be used to improve future editions of our sustainability report and will be reflected in our future activities.