

# 24V DRIVE, FTP-609 SERIES

## ULTRA HIGH SPEED (200mm/s)

### 3" TYPE MECHANISM (Cutter option)

## FTP-639MCL054/354#70/373#70/374#70


### ■ OVERVIEW

The FTP-609MCL Series thermal printer (driven by 24VDC) provides ultra-high speed printing (200mm/s) for 2-inch and 3-inch wide paper.

This series is suitable for a variety of applications, such as POS/ECR, kiosk terminals, ticket machines, label printers, banking machines, measuring devices, medical equipment, etc.

### ■ HIGHLIGHTS


- **Ultra high speed printing**  
It can print at 200 mm/s (1600 dotlines/s) maximum by using Fujitsu Components' unique head drive control.
- **Rear paper insertion with lock type**  
Fujitsu Components' unique platen release mechanism allows straight paper path and easy head maintenance.
- **Auto Cutter**  
Printer with auto cutter (full cut/ partial cut) is available. It can be mounted on top of the mechanism.
- **Multi-featuring diecast frame**  
By application of multi-featuring diecast frame, continuous print by function of heat-sink, high ESD with stand by function of earth frame and shock/vibration resistance by function of solid frame are valid.
- **Compact size**  
Depth: 40.5mm, width: 104.2mm, height: 20.5mm
- **High resolution**  
8 dots/mm head provides clear print out.
- **RoHS compliant**



FTP-639MCL054



FTP-639MCL354#70



FTP-629DSL301

# FTP-639MCL054/354#70/373#70/374#70

## ■ PART NUMBERS

Name		Part Number	
Printer mechanism	bottom insertion	FTP-639MCL054	-
Mechanism with cutter	front insertion	Under development	FTP-639MCL373#70 (with adapter board)
	bottom insertion	FTP-639MCL354#70	FTP-639MCL374#70 (with adapter board)
LSI		FTP-629CU301	-
Interface board	Serial (RS232C)	FTP-629DSL301	-
	USB	FTP-629DSL301	-
Thermal head cable extension		-	FTP-629Y001
Interface cable	Serial	FTP-628Y302	-
	USB	FTP-629Y301	-
Power supply cable	Head, motor	FTP-629Y602	-

\*: Interface is selectable by DIP switch

## ■ GENERAL SPECIFICATIONS

Item		Specifications	
Part number		FTP-639MCL054	FTP-639MCL354#70/373#70/374#70
Printing method		Thermal sensitive line dot method	
Dot structure		576 dots/line	
Dot pitch (horizontal)		0.125mm (8dots/mm) - Dot density	
Dot pitch (vertical)		0.125mm (8dots/mm) - Line feed pitch	
Effective printing area		72 mm	
Number of columns		ANK 48 columns/line (12 x 24 dot font), OCR 24 columns (24x40)	
Paper width		82.5 mm +0/-1	
Paper thickness		60 to 100µm	
Cutting type		---	full or partial
Printing speed		200mm/sec. (1600 dot lines/sec.)	
Character types	Alphanumeric, Kana: International and special OCR I OCR II OCR III OCR IV Extended numeric JIS Kanji level 1, level 2, non-Kanji	159 types 195 types 103 types 23 types 103 types 11 types about 6,800 types	
Character, dimensions (WxH), number of columns		(8x16 dots), 72 columns: ANK (12x24 dots), 48 columns: ANK (16x16 dots), 36 columns: ANK (24x24 dots), 24 columns: ANK	(24 x 40 dots), 24 columns, OCR I (24 x 48 dots), 24 columns, OCR II (36 x 60 dots), 16 columns, OCR IV (24 x 48 dots) 24 columns, extended numeric
Interface standard		RS-232C, USB	

# FTP-639MCL054/354#70/373#70/374#70

Item		Specifications	
Part number		FTP-639MCL054/074	FTP-639MCL354#70/373#70/374#70
Power supply	For head	24 VDC $\pm$ 5% 1.9A (4A, )(24V , 25% printing ratio)	
	For printer motor	24VDC $\pm$ 5% 1A maximum	
	For cutter motor	---	24VDC $\pm$ 5% 1.2A maximum
	For logic	5VDC $\pm$ 5% 0.2 A maximum	
Dimensions W x D x H	Printer Mechanism	104.4 x 40.5 x 20.5mm	---
	Printer Mech with cutter	---	110.4 x 62.5 x 37.7mm
Weight	Interface board	77 x 50 x 21.5mm	
	Printer Mechanism	Approximately 125g	---
	Printer Mech with cutter	---	Approximately 300g
	Interface board (standard)	Approximately 30g	
Life	Head	Pulse durability: 100 million pulse/dot (using Fujitsu Components' standard driving method) Wear resistance: 100 km (at 12.5% print ratio)	
	Cutter	---	1,000,000 cuts
Environmental conditions	Operating temperature	-10°C to +60°C (Guarantee)	0°C to +50°C (Guarantee)
	Operating humidity	20 to 85% RH (no condensation)	
	Storage temperature	-40°C to +70°C (excluding paper)	-20°C to +60°C
	Storage humidity	5 to 95% RH (no condensation)	
Detection	Head temperature	By thermistor	
	Paper out/Mark detect	By photointerrupter	
	Head release	By slide switch	
	Cutter position	By microswitch (inside cutter)	
Recommended thermal sensitive paper	High sensitivity paper	TF50KS-E4 (Nippon paper)	
	Standard paper	TF60KS-E (Nippon paper), FTP-030P0104 (80mm), PD150R (Oji paper), FTP-030P0701 (80mm)	
	Medium term paper	TP60KS-F1 (Nippon paper), FTP-030P0102(80mm), PD170R (Oji paper) P220VBB-1 (Mitsubishi paper) PD160R-N (Oji paper)	
	Long term paper	AFP-235 (Mitsubishi paper) TP50KJ-R (Nippon paper) HA220AA (Nippon paper)	
	Label paper	HW54T (Nippon paper)	

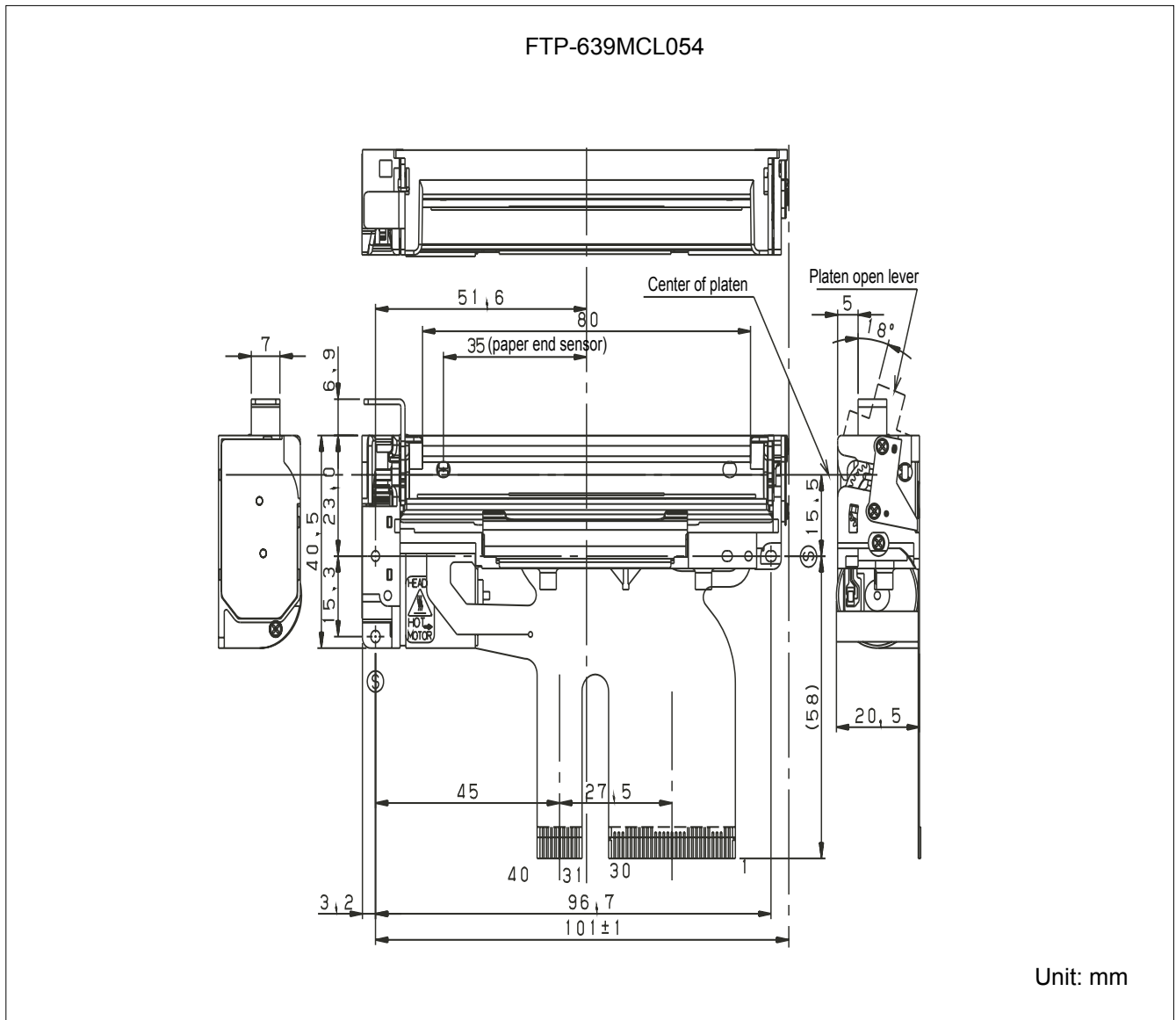
# FTP-639MCL054/354#70/373#70/374#70

## FUNCTION

ITEM		ITEM	
1.	Test printing	8.	Cutter trouble detection
2.	Paper-out detection	9.	Motor power save
3.	Paper near end detection	10.	Mark detection
4.	Head-up detection	11.	MCU trouble detection
5.	Abnormal temp. of thermal head detection	12.	Power on/off sequence protection
6.	Blown fuse detection	13.	Motor protection
7.	Abnormal voltage detection of head	14.	Hardware timer

## DIMENSIONS

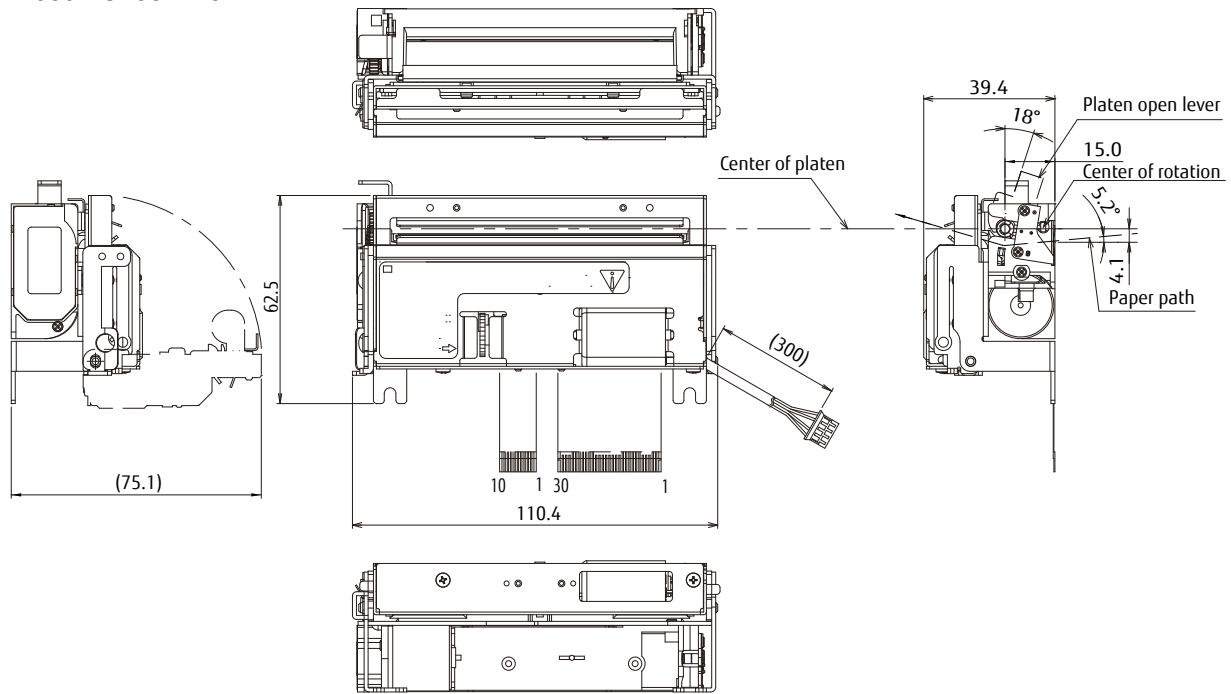
### 1. Printer mechanism



# FTP-639MCL054/354#70/373#70/374#70

## Printer with cutter

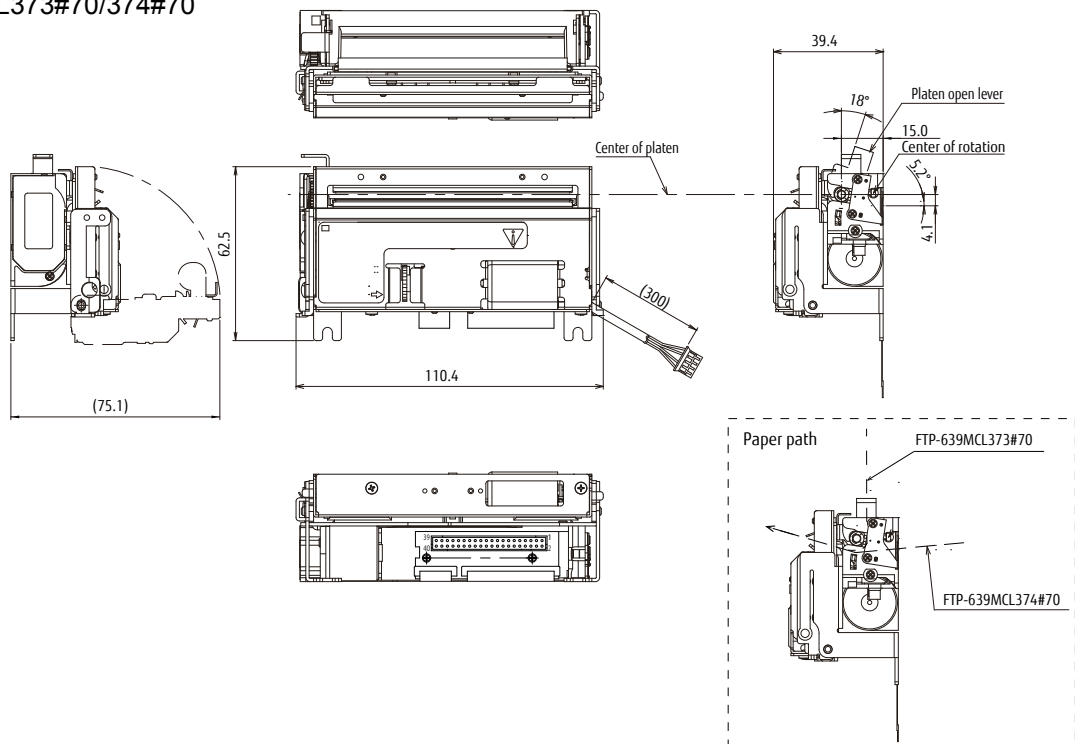
FTP-639MCL354#70



- Notes: 1. Nominal value (Tolerance +0.5, -0.5)  
2. S is the base line of installing (Tolerance +0.5, -0.5)

Unit: mm

FTP-639MCL373#70/374#70



- Notes: 1. Nominal value (Tolerance +0.5, -0.5)  
2. S is the base line of installing (Tolerance +0.5, -0.5)

Unit: mm

# FTP-639MCL054/354#70/373#70/374#70

## ■ CONNECTOR PIN ASSIGNMENT OF PRINTER MECHANISM (FPC)

### 1. Thermal head, motor, sensor

\* FPC type (FTP-639MCL054/354#70)

No 1 to 30: 52610-3071 (Molex), No 31 to 40: 52610-1071 (Molex)

\* Cable extension type (FTP-639MCL074/373#70/374#70) LY20-DC40 (JAE)

No	Signal	I/O	Contents	No	Signal	I/O	Contents
1	SW	O	Platen open switch	2	SW	-	Platen open switch
3	VH	-	Power for thermal head	4	VH	-	Power for thermal head
5	VH	-	Power for thermal head	6	VH	-	Power for thermal head
7	DI	I	Data in	8	$\overline{\text{STB3}}$	I	Print enable 3
9	$\overline{\text{STB4}}$	I	Print enable 4	10	VDD	-	Power for logic
11	TM	-	Head thermistor	12	GND	-	Head GND
13	GND	-	Head GND	14	GND	-	Head GND
15	GND	-	Head GND	16	GND	-	Head GND
17	GND	-	Head GND	19	GND	-	Head GND
19	GND	-	Head GND	20	GND	-	Head GND
121	TH	-	Thermistor	22	$\overline{\text{STB1}}$	I	Print enable 1
23	$\overline{\text{STB2}}$	I	Print enable 2	24	$\overline{\text{LAT}}$	I	Print data latch
25	CLK	I	Clock	26	DO	O	Data out
27	VH	-	Power for thermal head	28	VH	-	Power for thermal head
29	VH	-	Power for thermal head	30	VH	-	Power for thermal head
31	NC	-	Not connected	32	TM	O	Motor temperature sensor
33	TM	-	Motor temperature sensor	34	$\overline{\text{MT A}}$	I/O	Motor coil excitation /A
35	MT A	I	Motor coil excitation A	36	$\overline{\text{MT B}}$	I/O	Motor coil excitation /B
37	MT B	I	Motor coil excitation B	38	PHK	-	Paper out sensor cathode
39	VSEN	I	Power for paper sensor	40	$\overline{\text{PHE}}$	O	Paper out sensor emittor

### 2. Cutter

With cutter type (FTP-639MCL354#70/373#70/374#70)

Connector type: B4B-PH-SM4-TB (J.S.T.) or equivalent

No.	Signal	I/O	Contents	No.	Signal	I/O	Contents
1	SW1	-	Cutter home position switch	2	SW2	O	Cutter home position switch
3	M+	O	Cutter motor drive	4	M-	I	Cutter motor drive

## ■ INTERFACE COMMAND OPTIONS

Please refer to the FTP-629DSL301 series datasheet.

# FTP-639MCL054/354#70/373#70/374#70

---

## Contact

### Japan

FUJITSU COMPONENT LIMITED  
Shinagawa Seaside Park Tower  
12-4, Higashi-shinagawa 4-chome,  
Tokyo 140 0002, Japan  
Tel: (81-3) 3450-1682  
Fax: (81-3) 3474-2385  
Email: fcl-contact@cs.jp.fujitsu.com  
Web: www.fujitsu.com/jp/group/fcl/en/

### North and South America

FUJITSU COMPONENTS AMERICA, INC.  
2290 North First Street, Suite 212  
San Jose, CA 95131 U.S.A.  
Tel: (1-408) 745-4900  
Fax: (1-408) 745-4970  
Email: components@us.fujitsu.com  
Web: http://us.fujitsu.com/components/

### Europe

FUJITSU COMPONENTS EUROPE B.V.  
Diamantlaan 25  
2132 WV Hoofddorp, The Netherlands  
Tel: (31-23) 5560910  
Fax: (31-23) 5560950  
Email: info@fceu.fujitsu.com  
Web: www.fujitsu.com/uk/products/  
devices/components/

### Asia Pacific

FUJITSU COMPONENTS ASIA, Ltd.  
102E Pasir Panjang Road  
#01-01 Citilink Warehouse Complex,  
Singapore 118529  
Tel: (65) 6375-8560 / Fax: (65) 6273-3021  
Email: fcal@sg.fujitsu.com  
www.fujitsu.com/sg/products/devices/  
components/

### China

FUJITSU ELECTRONIC COMPONENTS  
(SHANGHAI) CO., LTD.  
Unit 4306, InterContinental Center  
100 Yu Tong Road, Shanghai 200070, China  
Tel: (86 21) 3253 0998 / Fax: (86 21) 3253 0997  
Email: fcal@sg.fujitsu.com  
www.fujitsu.com/sg/products/devices/  
components/

### Hong Kong

FUJITSU COMPONENTS HONG KONG Co., Ltd.  
Room 06, 28/F, Greenfield Tower, Concordia  
Plaza, No.1 Science Museum Road,  
Tsim Sha Tsui East, Kowloon, Hong Kong  
Tel: (852) 2881 8495 Fax: (852) 2894 9512  
Email: fcal@sg.fujitsu.com  
www.fujitsu.com/sg/products/devices/  
components/

### Korea

FUJITSU COMPONENTS KOREA, LTD.  
Alpha Tower #403,  
645 Sampyeong-dong,  
Bundang-gu, Seongnam-si,  
Gyeonggi-do, 13524 Korea  
Tel: (82 31) 708-7108  
Fax: (82 31) 709-7108  
Email: fcal@sg.fujitsu.com  
www.fujitsu.com/sg/products/  
devices/components/

---

## Copyright

All trademarks or registered trademarks are the property of their respective owners. Fujitsu Components America or its affiliates do not warrant that the content of datasheet is error free. In a continuing effort to improve our products Fujitsu Components America, Inc. or its affiliates reserve the right to change specifications/datasheets without prior notice. Copyright ©2019 Fujitsu Components America, Inc. All rights reserved. Revised January 3, 2019

---