



# SCORECARDING WITH COGNOS® METRICS MANAGER

THE ENTERPRISE SOLUTION FOR CREATING, MANAGING, PRESENTING, AND DELIVERING YOUR KEY PERFORMANCE METRICS.

## MANAGE WHAT MATTERS

With Cognos Metrics Manager, organizations can deliver goal-driven metrics to every desktop. Users can monitor, analyze, and report on time-critical information through the creation, management, presentation, and delivery of cross-functional metrics.

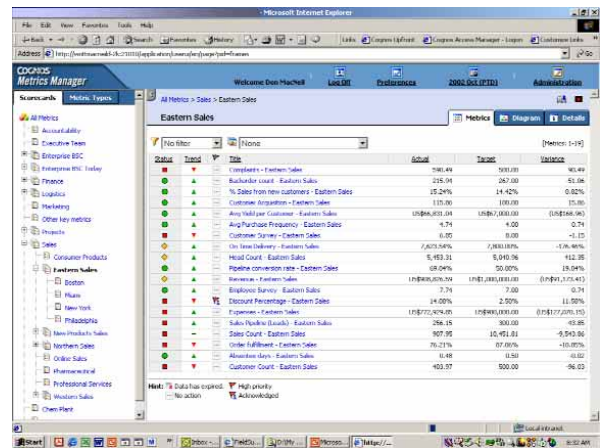
Cognos Metrics Manager can model and track any set of performance indicators for Global 3500 enterprises. It links an organization's goals with employee performance and accountability.

With Cognos Metrics Manager, users are self-sufficient, and can readily see how the business is progressing against its strategy. They can set priorities for their own actions. They can understand how their decisions affect the company's performance.

This scorecarding approach enables organizations to monitor their business by tracking more than just financial measurements. Key performance indicators (KPIs) such as employee satisfaction, supplier scorecards, and customer profitability, can be integrated into your management picture. These indicators draw on a broad range of data sources from many different areas of your business.

Cognos Metrics Manager delivers the single version of the truth that enterprises need to make decisions with confidence. It also provides the direct link to BI that helps users get at what's driving their performance. Cognos Metrics Manager is tightly integrated with Cognos Series 7 BI to provide the rich environment and extensive range of Cognos functionality, including dashboards, reports, and analysis.

Cognos Metrics Manager works with Cognos Planning Series. Organizations can provide visibility into plan versus actual performance and communicate goal-driven planning metrics to thousands of employees across the enterprise. Cognos Metrics Manager can draw data from anywhere in your organization, in any format.



### Scorecard view

This integration creates a collaborative decision-making environment for business users. It enables the effective sharing and rapid distribution of information tied to key corporate performance management indicators.

## KEY BUSINESS BENEFITS

### Flexible, open methodology support

The flexibility of the software lets you model metrics and their relationship to each other based on any standard or proprietary scorecarding and management methodology you already use.

### Summary views from an easy-to-use interface

Cognos Metrics Manager displays summary views based on the Balanced Scorecard and other methodologies, and users can easily drill down to detailed metrics results and history.



### *Analyze issues to the required depth*

The rich Cognos scorecarding environment, through integration with Cognos reporting and analysis capabilities, lets you analyze performance issues to understand what drives a metric's change in order to make better decisions. Choose between a reportlet or a live custom URL for further information or greater context. URLs can point toward live dashboards, BI reports, SCM or CRM systems, or Web sites.

### *Flexible information delivery*

Users can be notified by email at their desktop or on their PDA when a metric changes status. They can show or hide information and add custom benchmarks to their own personal scorecards.

### *Detailed view of accountability and performance*

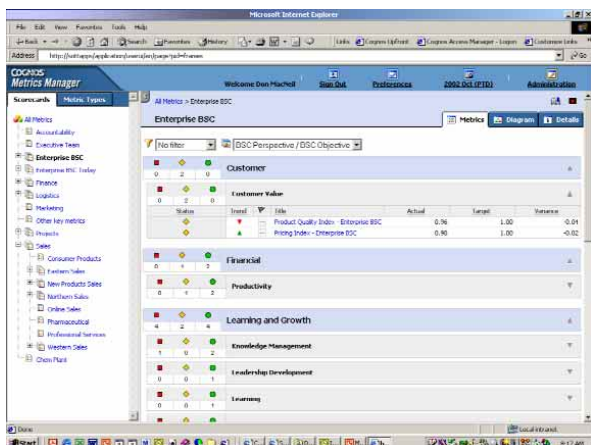
Managers can view metrics by their owners for a better view of individuals' performance. Three- or five-state status indicators provide more granularity and show when performance is approaching or slightly exceeding targets.

### *Work online or offline*

View your scorecards from any Web browser or generate PDF files that you can print and share in hard copy.

### *Combined views of disparate measures*

Recognizing that many users require cross-functional metrics, Cognos Metrics Manager uniquely consolidates disparate measures from different functional areas and data sources.



### *Align metrics with strategy and initiatives*

## **KEY TECHNICAL FEATURES**

### *Metrics definition from disparate data sources*

Cognos Metrics Manager can import data from any source. Any vendor's data sources, relational databases, Excel files, flat files, user-entered values, and Cognos business intelligence sources can provide data to populate and support your scorecard. A Data Loader Utility is provided to automate the loading of data from flat files.

### *Easy to deploy*

Zero-footprint architecture means users and administrators do not require software installed on their desktop, making global intranet or extranet use and deployment easier.

### *Simplified metrics creation*

Administrators can define a metric once for use in any scorecard in their organization. Centrally defined KPIs ensure a consistent version of the truth and priority for all users. Administrator menus let you define all aspects of a metric: threshold ranges, benchmarks, data source definition, contact names, and URL links for contextual information in any format.

### *Flexible metrics building*

Cognos Metrics Manager lets you control the specific metrics or KPIs you wish to track, how they are combined, what constitutes good and poor performance for each indicator, and links to supporting reports.



### *Integrated Analysis*

### *Central metrics store*

Cognos Metrics Manager historical data, as well as scorecard, diagrams, and metric definitions are maintained in an industry-standard relational database.

## Cognos product interoperability

Cognos Metrics Manager is interoperable with the Cognos Series 7 enterprise-scale BI framework and full suite of BI tools, and is integrated with Cognos Web Services.

## Application access and security

Integration with the Cognos access and security foundation means users are easily assigned to classes, which determine the scorecards and metrics they can access through a simple and single sign-on dialogue box.

## Embedded business analysis tools

End user tools simplify cross-impact analysis of metrics. Integration with multidimensional analysis tools let users uncover the root cause of performance issues.

## Metrics relationship auto-diagrams

Automatically generated HTML displays of the relationship between metrics visually guide analysis to the root of performance problems.

## Balanced Scorecard Collaborative-certified

Certified by the Balanced Scorecard Collaborative, Cognos Metrics Manager includes Strategy Maps and other Kaplan & Norton Balanced Scorecard best practices that can be easily and quickly modeled through menu-based administrator functions.

## Dynamic diagrams

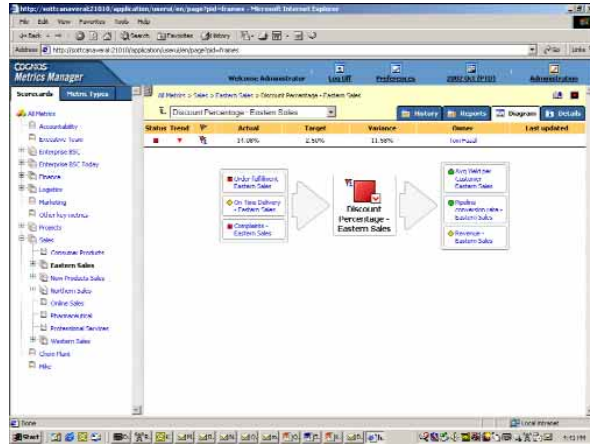
Dynamic diagrams give users the capability to view metrics in context overlaid on images, such as JPEG and GIF files (e.g., revenue maps, corporate strategy maps, floor diagram or process maps). These diagrams can be easily created using the drag and drop administration interface to place metrics on top of pre-defined graphical images.

## Utilization monitoring and analysis

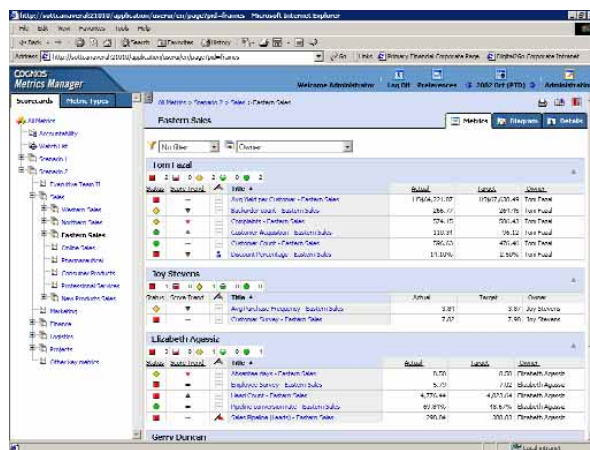
Cognos Metrics Manager can even track its own performance. It allows administrators to analyze how the application is being utilized throughout the organization.

## Scalability

Cognos Metrics Manager was built to handle the data volumes and user requirements of Fortune 1000 companies.



Impact analysis diagram



View Metrics by owner

## TECHNICAL SPECIFICATIONS

Cognos Metrics Manager is built on industry-leading enterprise architectures including:

- Multiple Operating Systems (Microsoft Windows, Sun Solaris, HP-UX, IBM AiX),
- Multiple Application Servers (Sun One 7, Apache Tomcat 4.1.18, IBM Websphere, 5, BEA Weblogic 7.0.1 and 8.1)
- Enterprise RDBMS Repository (MS-SQL Server, Oracle),
- J2EE Application Servers,
- Browser IE V5.5 and higher (for users or administrators), or Netscape 6.2 (for users).

## COGNOS SERIES 7: BI FOR THE INTELLIGENT ENTERPRISE

Cognos Series 7 suite of business intelligence (BI) components delivers the information framework that lets anyone in your organization understand your corporate performance—from any angle and to any depth. It lets you communicate the results—whether business as usual or breakthrough insight. It can even notify you if a critical event occurs, wherever you may be.

Build a solution using Cognos Series 7 components or purchase a pre-built solution. Either way, ease of use and deployment, combined with user self-service, means you're up and running quickly and seeing ROI faster than you imagined. All Cognos Series 7 components feature:

**Centralized security:** A single LDAP-based component delivers seamless, secure access for all users inside and outside the firewall in conjunction with your own user authentication and security systems. IT can manage user profiles and classes for all Cognos components through centralized SSL security.

- **Zero-footprint web deployment:** Users access information in pure html using their web browser, making Java applets or proprietary plug-ins unnecessary. Share strategic information over a secure extranet with partners, suppliers, customers, and a mobile sales force with the bandwidth-saving benefit of a stateless environment.
- **Scalability:** Cognos Series 7 has been tested and proven scalable to tens of thousands of users through load balancing and a distributed architecture supporting Unix and Windows.

- **Central administration:** Manage all BI applications from one central console, or distribute management among departments or locations. Control request processing at the server, application, PowerCube, and report level. Monitor throughput across multiple servers at a glance and fine-tune multi-server environments. The platform-independent, remote Java administrator program lets you administer any server from any machine.
- **Shared metadata:** Create and manage all BI metadata and business rules in a single metadata model based on shared dimensions. This model provides a consistent enterprise data view with minimum development effort. The SQL-based environment ensures the metadata is optimized for each BI application.
- **Extensible BI:** Using our open API based on a web services architecture, IT can integrate BI directly into third party portals or specialized web applications. The software's shared data foundation and integrated, modular approach means it can be easily implemented in steps across the entire enterprise. It can grow as the business grows, while reusing existing technology investments to save on costs.
- **Local language, local currency:** Localized product versions let users work in their own language and view figures in their own currency, using regional settings—all from a single application server

### WHY COGNOS?

Only Cognos delivers a complete range of integrated, scalable software for corporate performance management. Cognos products let organizations drive performance with enterprise planning and budgeting, monitor it with scorecarding, and understand it with business intelligence reporting and analysis. Founded in 1969, Cognos now serves more than 22,000 customers in over 135 countries.



[WWW.COGNOS.COM](http://WWW.COGNOS.COM)

Stock NO.: 035015  
(04/03)

Cognos, and the Cognos logo are trademarks or registered trademarks of Cognos Incorporated in the United States and/or other countries. All other names are trademarks or registered of their respective companies.