

High Speed and High Performance
24 Wire Dot Matrix Printer

DL7600

High Speed Printing
High Copy Ability
Straight Paper Path Route (Flat Bed)
Various Paper Path & Several Paper Loading available
APTC and HCPP Function
Various Interface available

Cut Sheet Feeder,
Large Table and Rear Stacker
(optional)

(LED Type)

Evolving towards perfection



(LCD Type)

FUJITSU

THE POSSIBILITIES ARE INFINITE

DL7600

Model Name		DL7600
Printing Technology		Bi-directional with logical seeking in text and graphics mode
Print Head		24 wire, Impact Dot Matrix
Printing columns (10cpi)		136 column
Speed	High Draft Quality	864cps (12cpi), 720cps (10cpi)
	Draft Quality	648cps (12cpi), 540cps (10cpi)
	Report Quality	432cps (12cpi), 360cps (10cpi)
	Letter Quality	216cps (12cpi), 180cps (10cpi)
Resolution		360 x 360 dpi (Maximum Graphics Resolution, Under ESC/P Emulation only)
Copy Ability		Original + 7carbonless copies (At High Copy Mode: Original + 8 carbonless copies)
Max. paper thickness		0.65mm (0.256")
Paper feeding	Continuous Form	Push tractor - Front in, Rear out ; Rear in , Front out
	Cut Sheet	Front in, Front out ; Front in, Rear out ; Rear in, Front out ; Rear in, Rear out
Line Feed Speed		50ms per 1/6" line
Form Feed Speed		12" per second continuous feed
Continuous Form/Cut Sheet switch function		Manual/Auto
Paper thickness adjust function		Manual/Auto
Paper	Cut Sheet	Width 55~420mm (2.2 ~ 16.5 inch)
		Length 70~297mm (2.76~11.69 inch), 70~420mm (2.76~16.5 inch) for Large Cut Sheet Table
	Continuous Form	Width 102~420mm (4.0~16.5 inches)
		Length Over 102mm (Over 4.0 inches), Over 127mm(Over 5.0 inches) for Rear Tractor
Interface	Parallel	IEEE1284 Nibble Mode
	USB	USB Ver.1.1 (TYPE B)
	Serial	RS232C 25pin
	LAN(Optional card needed)	10BASE-T, 100 Base-TX , TCP/IP Protocol,
Emulation		Fujitsu DPL24C PLUS, Epson ESC/P2, IBM®XL24E,
Printer Driver		Microsoft Windows Driver Available
Character Sets		Code pages 437, 850, 851, 852, 855, 860, 862, 863, 865, 866, ISO 8859-1, ECMA 94, USA, UK, German, French, Italian, Spanish, Swedish, Finnish, Norwegian, Danish 1 and 2, Hungarian 1 and 2, Slovenian 1 and 2, Mazowia 1 and 2, Polish 1 and 2, Latin 2 1 and 2, Latin P, PG-DHN, Elot 927, Lithuanian 1 and 2, Mik, Macedonian, PG-MAC, ABY, ABG, DEC GR, GREEK 11, HBR-OLD, HBR-DEC, ISO Turkish, ISO Latin, Kamenicky 1 and 2, Turkish 1 and 2, Elot 928, Cyrillic, RUSCII, Latin-9, Spanish1, Spanish2, Japan, Latin A, KOREA, LEGAL, Windows Code Page 1250, Windows Code Page 1251, Windows Code Page 1252, IBM437, IBM851
Barcode		Code 3 of 9, UPC Type A, UPC Type A with check character, Codabar(NW7), EAN13, EAN8, Industrial 2 of 5, Matrix 2 of 5, Interleaved 2 of 5, Code 128
Resident Fonts		Bitmap font : Courier 10, Prestige Elite12, Boldface PS, Compressed, Draft 12, High-speed draft 12, OCR-B 10, OCR-A 10, Correspondence 10, PICA10 Scalable font : Courier, Nimbus Sans®, Timeless (Normal, Bold, Italic)
Input Buffer		Max. 128KB
Input Voltage		100V AC to 120V AC ±10%, single phase, 50Hz to 60Hz 220V AC to 240V AC ±10%, single phase, 50Hz to 60Hz
Consumption	Waiting	10W or less(for 100V machine), 10W or less(for 220V machine)
	Average	Approx.275W(for 100V machine), Approx.250W(for 220V machine)
	Max.	Approx.530W(for 100V machine), Approx.480W(for 220V machine)
Environmental Conditions		5°C to 38°C(41°F to 100°F), 20~80%RH
Dimension (WxDxH)		600 x 350 x 290mm (23.62 x 13.78 x 11.42inch)
Weight		Approximately 22Kg (48lbs)
Noise		56dBA
Model		Parallel + USB Model (LAN Upgradeable) Parallel + RS232C Model

Option	Cut Sheet Feeder (should be used with Rear Stacker, Common to Rear and Front)
	LAN Card
	Rear Stacker
	Small Cut Sheet Table (should be installed for Front CSF)
	Large Cut Sheet Table (should be installed for Front CSF)
Tractor (Common to Rear and Front)	

Reliability	MTBF	20,000H(25% duty cycle)
	MTTR	0.5H
	Printer Life	7.5 million Line-Feed or 5 years
Print Head	Print Head Life	400million strokes (each wire) at Normal mode, 240million strokes(each wire) at High Impact mode
Ink Ribbon	Ribbon Life (Black)	18 million characters (ANK Draft Quality)
Safety and EMI standard		For Europe , North America and Asia Pacific

*Specifications are subject to change without notice.

FUJITSU ISOTEC LIMITED

Printer Business Division
135, Higashinozaki, Hobara-machi, Date-shi, Fukushima
960-0695, JAPAN
Phone: (81-24)574-2236, Fax: (81-24)574-2382
URL: <http://jp.fujitsu.com/group/fit/en/>
Contact Email: fit-gsm@cs.jp.fujitsu.com



◆High Speed - 864cps at HDQ

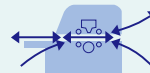
High Speed Printing, 864cps is achievable.(12cpi, High Draft Quality)

◆High Copy Capability - 9-sheet Copies Available

Print the original and up to 8 further sheets at the same time in High Copy Mode.

◆Straight Paper Path Route (Flat Bed) - More Accurate Line Feed


The Straight Paper Path Route enables paper to be fed more smoothly. As the paper does not need to be bent, there will be no discrepancy between the top and bottom sheets of multiple copies and therefore LF Accuracy is improved.



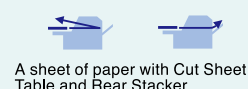
◆Various Paper Paths - Suitable for any printer setting circumstances

8 different paper path set-ups are available. Utilizing multiple paper paths enables the user to effectively optimize the environment best suited to paper in and out settings, including the ability to select table size.

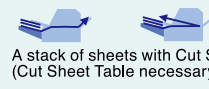
8 Paper Paths



Continuous Paper With Tractor



A sheet of paper with Cut Sheet Table and Rear Stacker

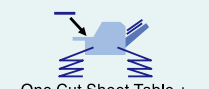


A stack of sheets with Cut Sheet Feeder and Rear Stacker (Cut Sheet Table necessary)



◆Several paper loading inputs are available at the same time with options

Depending on the print usage, a maximum of 4 paper feeds can be set at the same time. Additionally a Tractor and Cut Sheet Feeder (CSF) can be set on the front and/or the back of the unit so that either option can then be comfortably used in either position.




One Cut Sheet Table + One CSF (Back) + Rear Stacker + Two Tractors (Front&Back)



One Cut Sheet Table + Two CSFs (Front & Back) + Rear Stacker + One Tractor (Back)




CSF (Front & Back)



Rear Stacker



Cut Sheet Table (Large)



Cut Sheet Table (Small)

◆Ribbon - with long life

18 million characters can be printed.



Fujitsu Worldwide

North American Contact:

FUJITSU CANADA INC.
<http://www.fujitsu.ca/>
Phone: (1-905) 286-9666

European Contact:

FUJITSU EUROPE LTD.
<http://www.fujitsu.com/emea/products/>
Phone: (44-20)8573-4444

FUJITSU DEUTSCHLAND GmbH
<http://www.fujitsu.com/emea/products/de/>
Phone: (49-89)32-378-0

FUJITSU ITALIA S.p.A.
<http://www.fujitsu.com/emea/products/it/>
Phone: (39-02)26294-1

FUJITSU Services (ESPAÑA)
<http://www.fujitsu.com/es/>
Phone: (34-91)784-9000

Australian Contact:

FUJITSU AUSTRALIA LTD.
<http://www.fujitsu.com/au/>
Phone: (61-2)9776-4555

Asian Contact:

FUJITSU HONG KONG LTD.
<http://www.fujitsu.com/hk/>
Phone: (852) 2827-5780

FUJITSU TAIWAN LTD.
<http://www.fujitsu.com/tw/>
Phone: (886-2)2311-2255

FUJITSU SYSTEMS BUSINESS (THAILAND) LTD.
<http://www.fujitsu.com/th/en/>
Phone: (66-2)302-1500

FUJITSU ASIA PTE. LTD.
<http://www.fujitsu.com/sg/>
Phone: (65)6512-7555

FUJITSU PHILIPPINES, INC.
<http://www.fujitsu.com/ph/>
Phone: (63-2) 812-4001

FUJITSU (MALAYSIA) SDN. BHD.
<http://www.fujitsu.com/my/>
Phone: (60-3)8318-3700

PT FUJITSU INDONESIA
<http://www.fujitsu.com/id/>
Phone: (62-21) 570-9330