

FUJITSU Cloud Service K5 IoT Platform Service Functional Overview

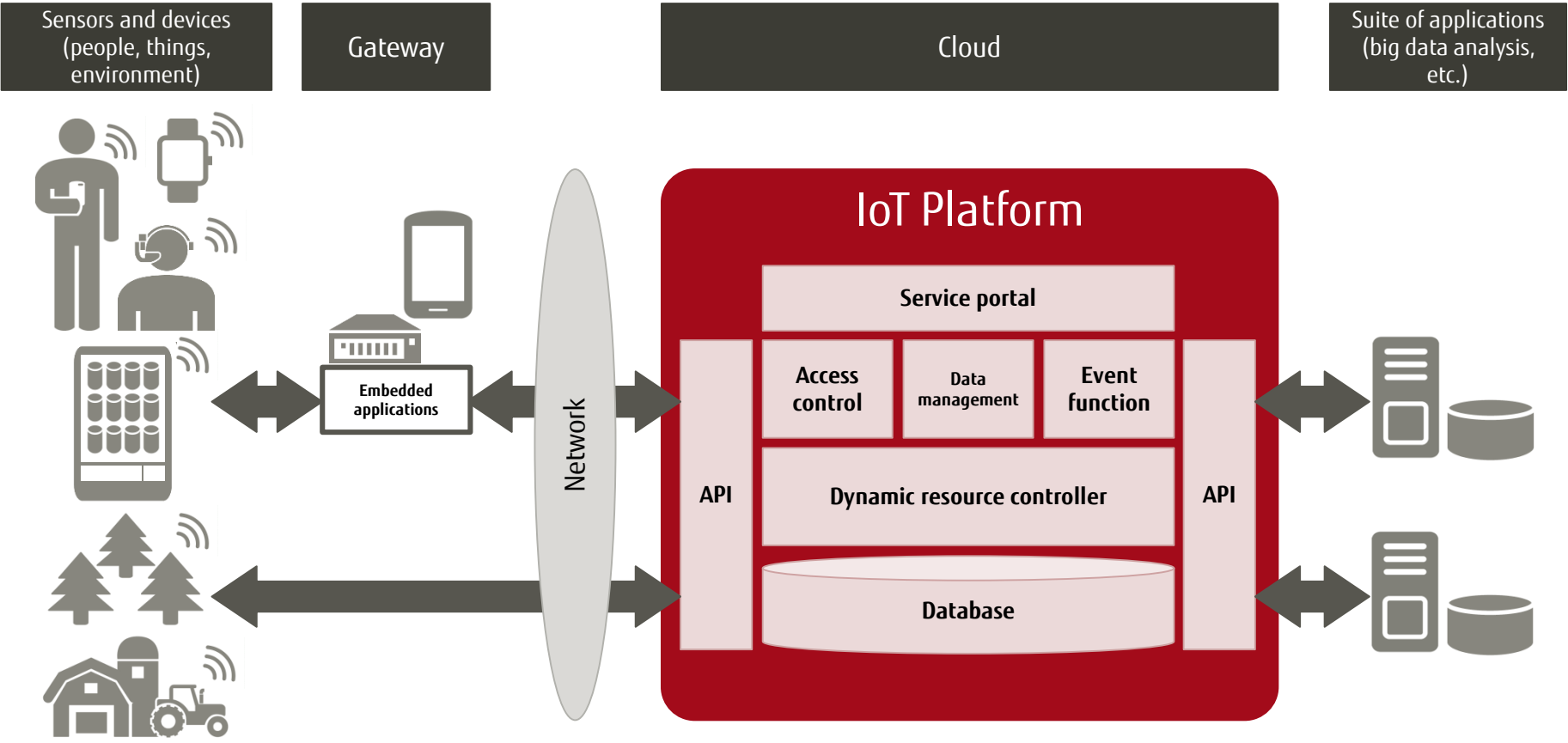
October 2017
Fujitsu Limited

- Unauthorized copying and replication of the contents of this document is prohibited.
- The contents of this document may be changed without prior notice.

- About the IoT Platform
- Service features
- Function overview
 - Data collection and usage
 - Event function
 - Access control
 - Dynamic resource controller
 - Service portal
 - API
- Functions
- Restrictions and Notes
- Usage scenarios

About the IoT Platform

The IoT Platform is a dedicated IoT cloud service for sending, receiving, storing and collecting data from the enormous number of sensors and devices required when using the Internet of Things. It enables efficient data collection through real-time decision-making, action taking and data distribution functionality.



A common platform (PaaS) that enables simple and efficient usage of data from various sensors and gateways using a standard procedure.

Enables rapid IoT system building

The basic functions required for using the IoT system (data collection, retention and searching, access control, and event detection and notification) are provided as a package, which enables customers to focus on using the IoT and developing the desired business applications. The inclusion of a standard interface enables easy application development.

Accommodates a diverse range of sensors and devices

In addition to the conventional HTTP/HTTPS protocols, it also supports the lightweight MQTT/MQTTS protocols which are designed to have low communication load and battery consumption for the IoT. There is no need for special modules when developing devices and applications, as open source and other technologies enable a wide range of sensors and devices to be used for business.

Manages data securely

The ability to set access privileges down to a granular level for each piece of data stored by the customer enables secure data sharing and use with business partners.

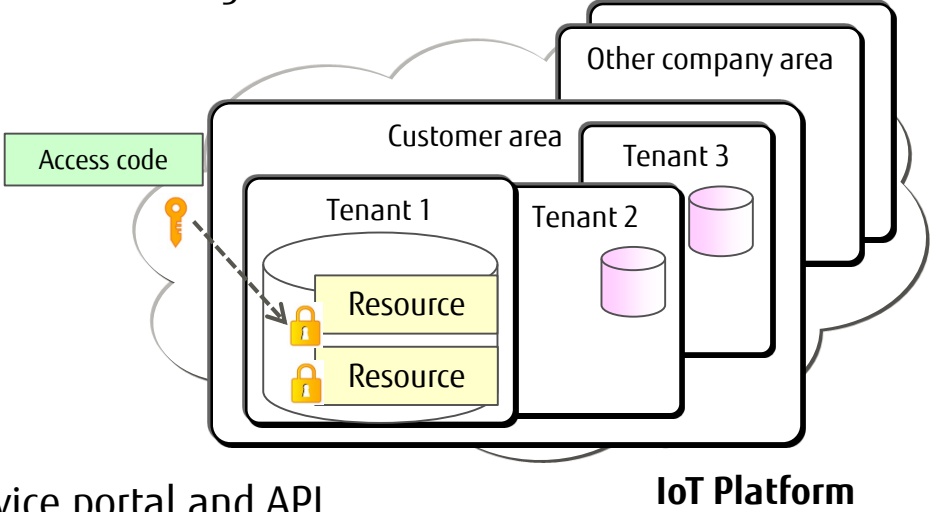
Collects data reliably

The dynamic resource controller, which is Fujitsu's proprietary complete optimization technology, provides wide-area network distribution functionality, and enables efficient and reliable data collection of fluctuating data traffic when collecting the data generated by sensors and other devices.

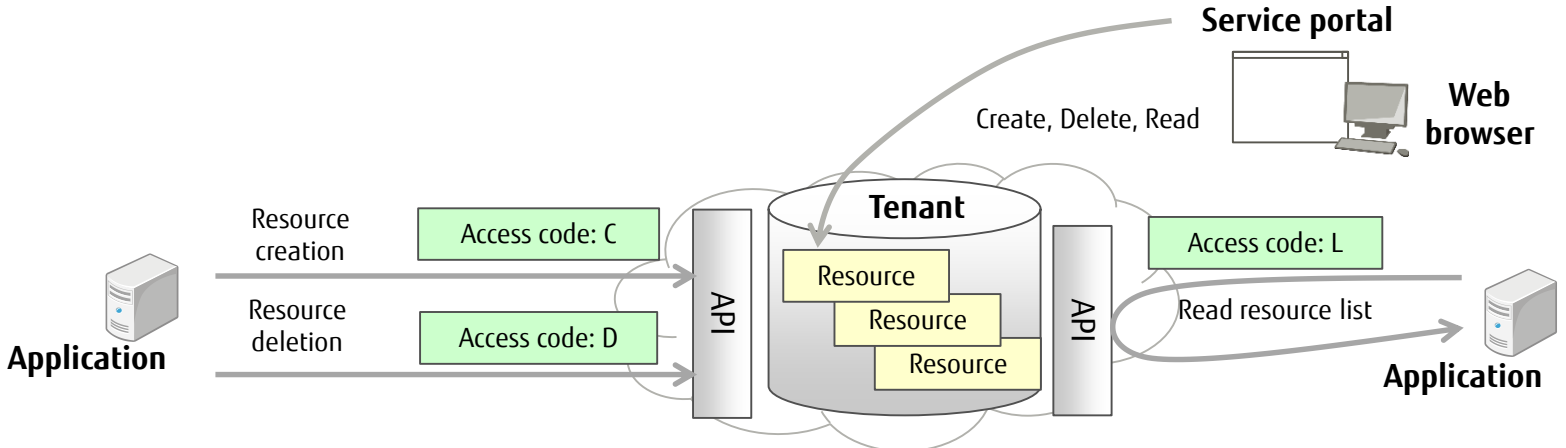
Function overview - 1. Data collection and usage (1/2)



- Data collection
Data is collected in resources created within customer-specific tenanted areas. Data transfer to external systems is also possible. Access codes must be assigned to these resources.
- Resources
Unit for registering data with the service
- Access code
Code showing task privileges* for resources and access codes
*Including Create (C), Register (R) and Delete (D) operations. Refer to the "API provided" section for details.

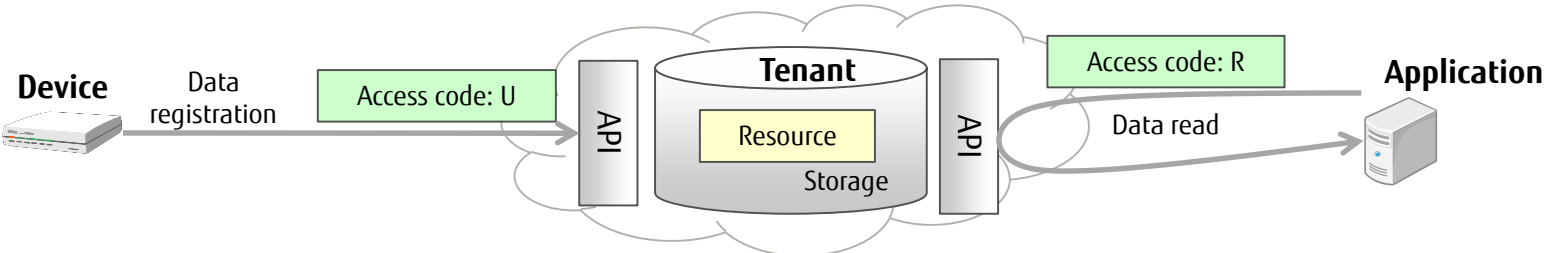


- Data collection preparation
Create resources and access codes from the service portal and API

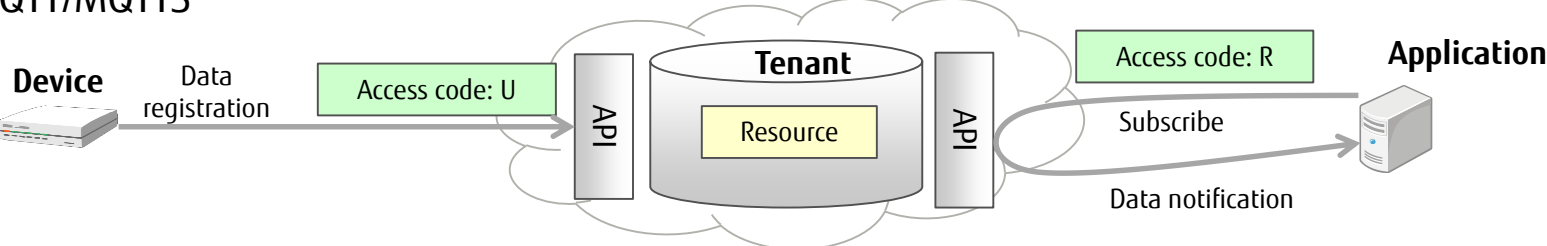


Function overview - 1. Data collection and usage (2/2)

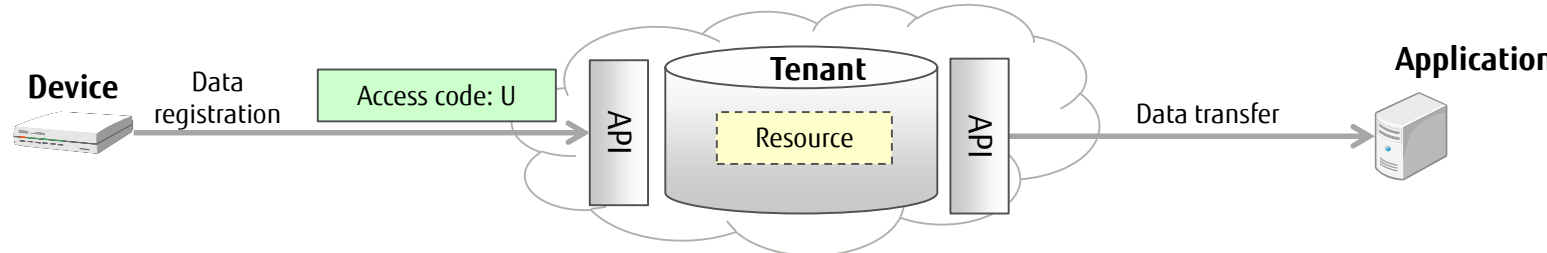
- Data storage
Data registration and read operations are run from the API
 - HTTP/HTTPS



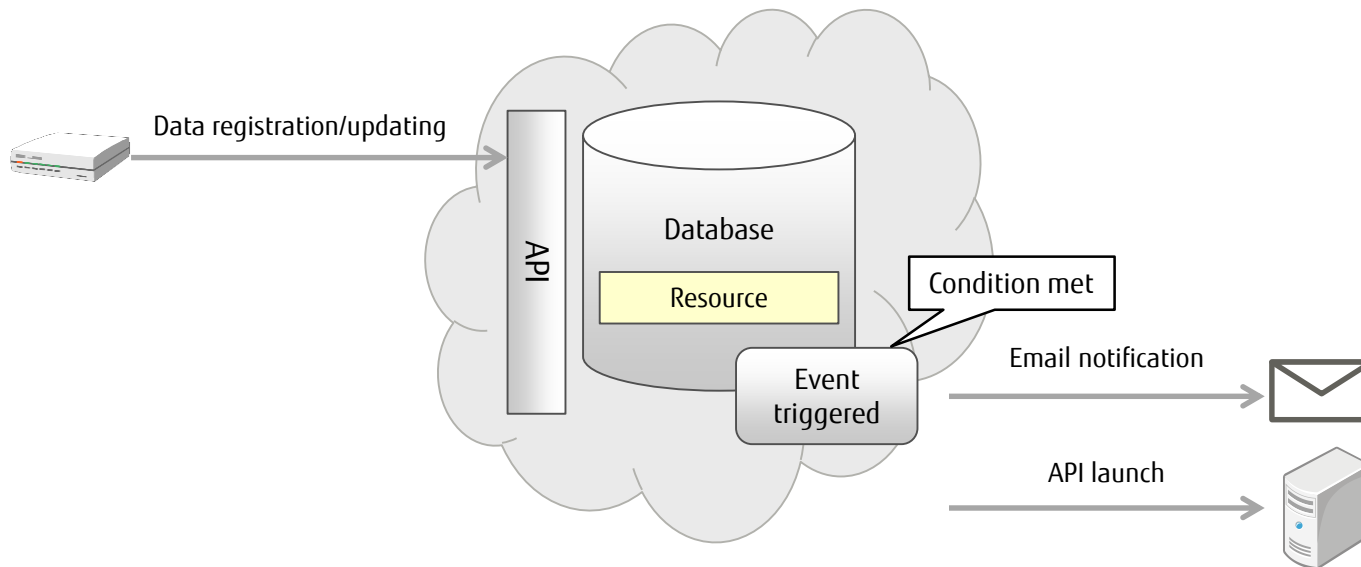
- MQTT/MQTTs



- Data transfer
Data transfer to another service is possible without being stored by this service



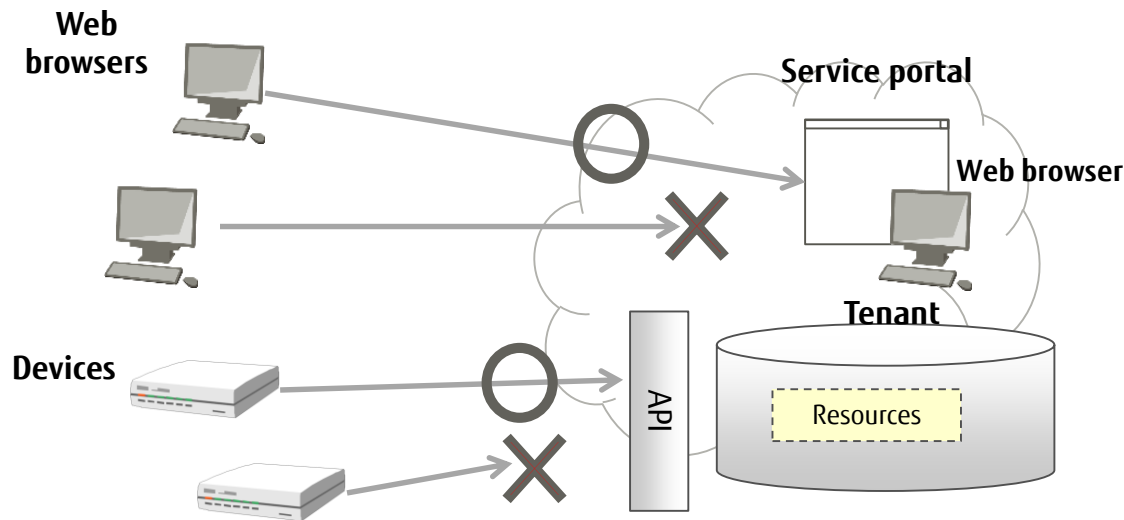
- Setting up of event detection conditions and actions related to data collection
By setting data detection conditions, such as events, it is possible to trigger actions when specific conditions are met during data registration or updating.
 - Actions
Email notification or launch of a specific API



Note: For binary data, actions are triggered only for data registration.

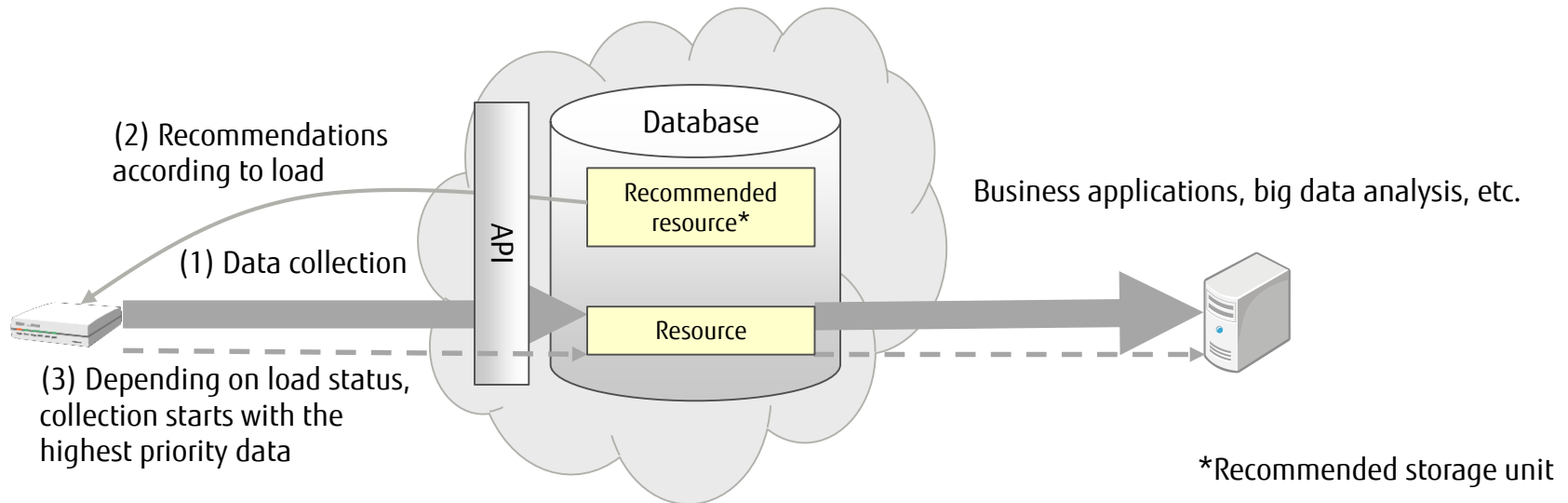
Function overview - 3. Access control

- This service provides IP address access control by allowing access to resources and the service portal according to the source IP address. Robust security measures ensure that internet access is prevented for leaked access codes.



Function overview - 4. Dynamic resource controller

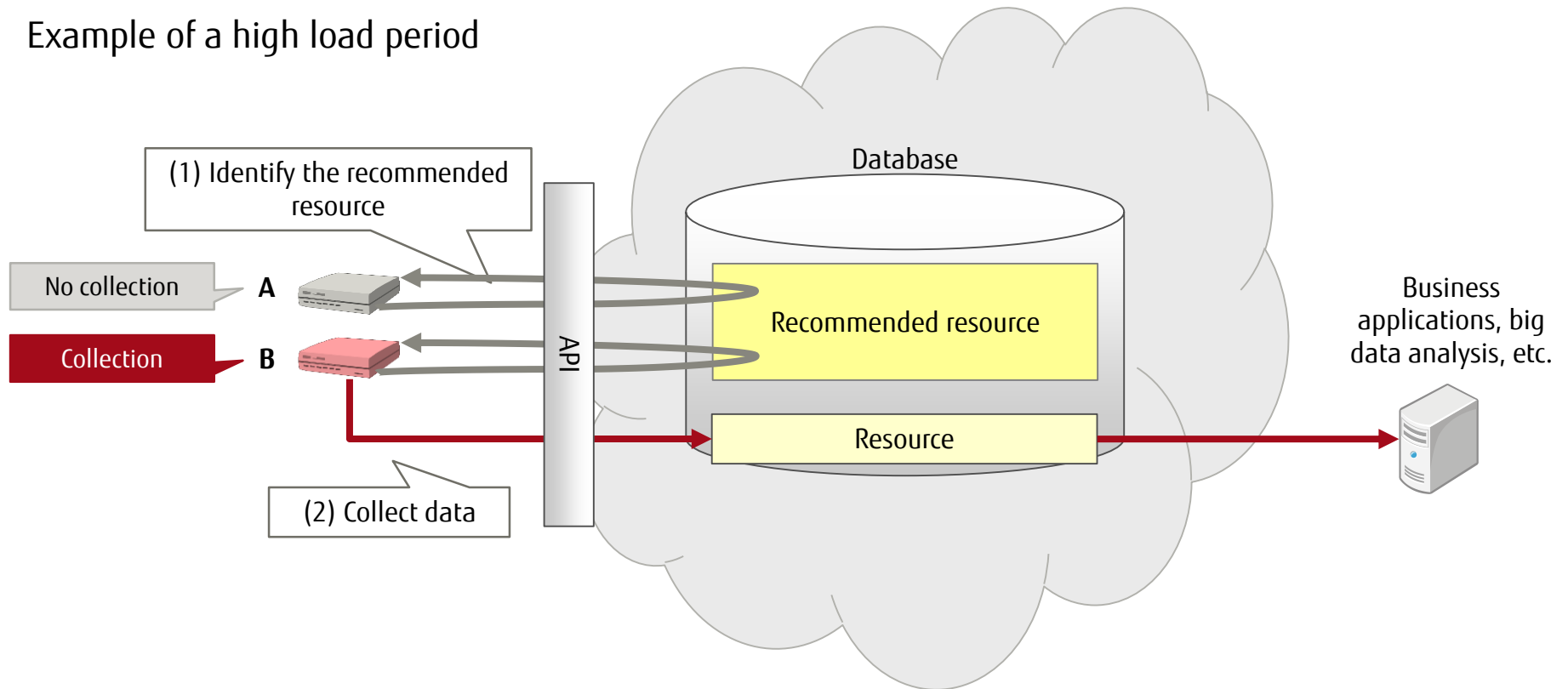
- Data collection can be tailored according to the customer's IT resources
This service recommends data collection methods that can be used as a guide for managing data collection according to the load placed on the cloud. It calculates service-related load information (TPS (transactions per second) and BPS (bytes per second)) and compares these values with conditions set by the customer in order to provide the recommendations. By following the recommendations, the customer is able to collect data in the most efficient manner based on load status.



Reference: Dynamic resource controller usage example

- Data priorities are set in advance and data is collected according to the recommended resource results (load status).
 - A: Low priority data (no collection during periods of high load)
 - B: High priority data (collection even during periods of high load)

Example of a high load period



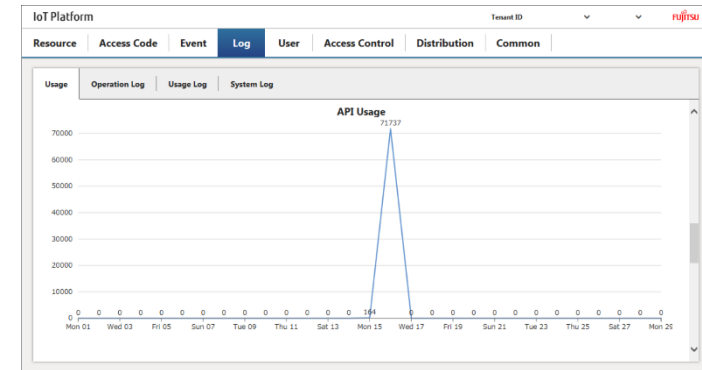
Function overview - 5. Service portal

The service portal is used to configure the service and manage data.

Management functions provided

Function	Details
Accounts	<ul style="list-style-type: none"> •Create and delete service portal accounts •Reissue passwords
Resources	<ul style="list-style-type: none"> •Create, edit, delete and bulk register resources •Auto-delete data from resources (from 1 to 9,999 days) (Data can be read up to a maximum of one day after the set date and time) •Display, search and download the list of resources
Access codes	<ul style="list-style-type: none"> •Create, edit, delete and bulk register access codes •Display, search and download the list of access codes
Events	<ul style="list-style-type: none"> •Create, edit and delete events •Display and search the list of events
Logs	<ul style="list-style-type: none"> •Display, search and download the service portal operation log •Display a summary of monthly usage •Display the monthly usage •Download the date and time usage log file (for billing confirmation) •Display the system log
Access control	<ul style="list-style-type: none"> •Create, edit and delete the service portal access control conditions •Create, edit and delete the access code access control conditions
Distribution settings	<ul style="list-style-type: none"> •Configure, edit and delete settings for the dynamic resource controller •Enable and disable the distribution policy
Common settings	<ul style="list-style-type: none"> •Display and edit the MQTT password

Log example: Screen showing monthly usage (API)



Data distribution configuration example

Uses standard IoT protocols (HTTP/HTTPS and MQTT/MQTTS)

- Support for both JSON and binary format data enables use of protocol-independent common data models.
- Uses automatic log management and time management (auto history) for sequential data.
- A wide range of query and event processing support is available, particularly when using JSON data.

API Provided (privileges, operational targets and supported protocols)

Privilege	Details	Target	Protocol
Create (C)	<ul style="list-style-type: none"> •Privilege to create •Enabled under specified resources*1 	Resources Access codes Events	HTTP/HTTPS
Read (R)	<ul style="list-style-type: none"> •Privilege to read data stored in resources •Enabled for specified resources only 	Resource data	HTTP/HTTPS MQTT/MQTTS*2
Update (U)	<ul style="list-style-type: none"> •Privilege to register data in resources •Privilege to update data stored in resources (MQTT/MQTTS not supported) •Privilege to delete data stored in resources (MQTT/MQTTS not supported) •Enabled for specified resources only 	Resource data	HTTP/HTTPS MQTT/MQTTS
Delete (D)	<ul style="list-style-type: none"> •Privilege to delete •Enabled under specified resources*1 	Resources Access codes Events	HTTP/HTTPS
List (L)	<ul style="list-style-type: none"> •Privilege to list resources under specified resources •Enabled under specified resources*1 	Resources Access codes Events	HTTP/HTTPS

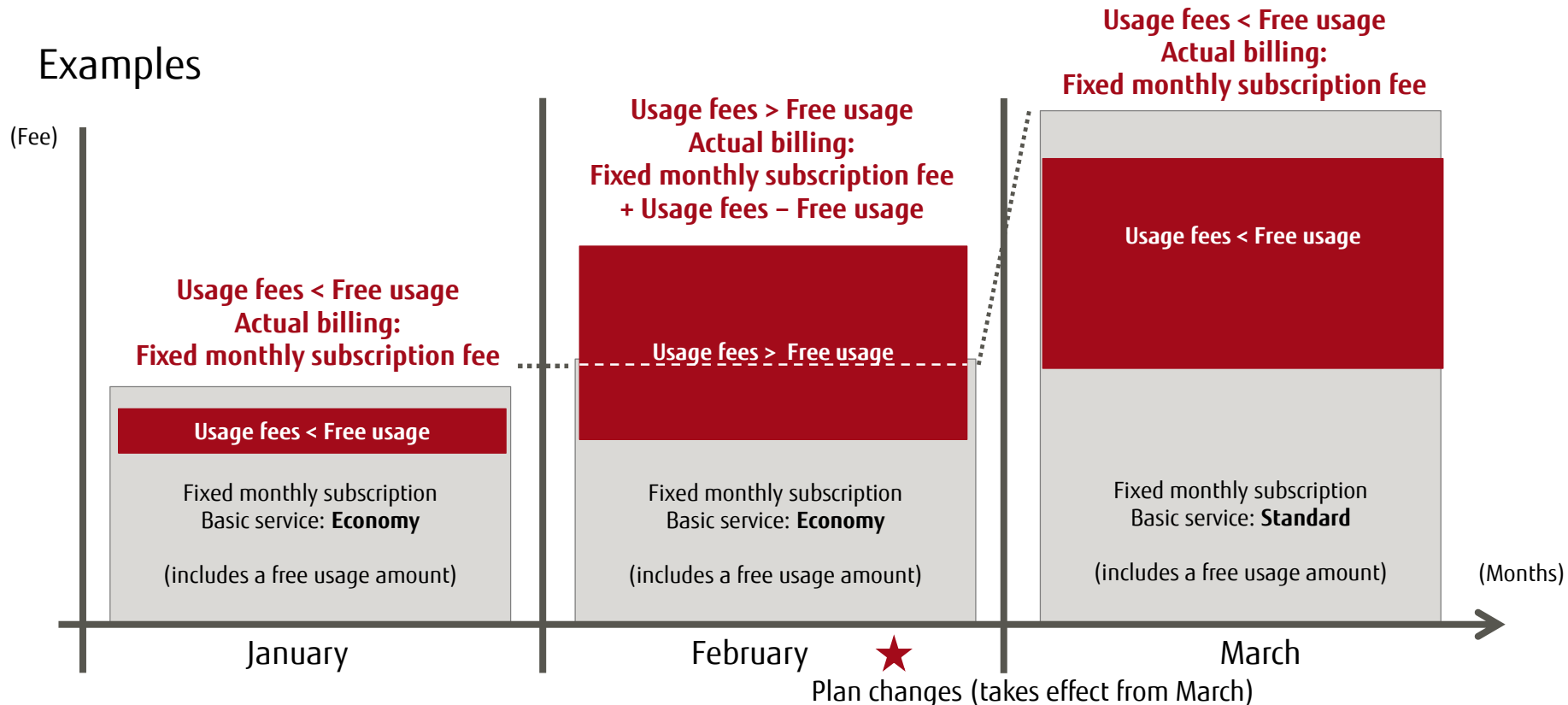
*1. When privileges are contradictory, the higher level privilege shall apply.

*2. MQTT/MQTTS is not supported for acquiring data lists from scheduled updates of binary data.

Function	Overview
Data collection	Stores data in this service and can also transfer data directly to external services. Includes support for both JSON and binary format data.
Approvals management	Includes an approvals function for API requests. Approvals can be managed on a resource-by-resource basis (data collection basis).
Event function	Actions (API launch or email notification) can be triggered when the set conditions are met for data registered with the service.
Access control	Allows access only from the customer's specified IP address.
Dynamic resource controller (distribution control)	Enables efficient data collection using the customer's limited IT resources. Offers data collection recommendations that can be used as a guide for controlling data collection according to the load placed on the cloud.
Service portal	Dedicated service portal for the customer's administrators to manage data.
API	The API enables the execution of functions to manage, collect and use data. It supports the HTTP/HTTPS and MQTT/MQTTS protocols.

- The service is billed according to a fixed monthly subscription plus usage fees (pay per use).
 - Fixed monthly subscription fee
 - The fixed monthly subscription fee depends on the basic service pricing plan chosen.*
 - This fee includes an amount of Free usage.
 - *Any changes made to pricing plans shall take effect from the following month.
 - Usage fees
 - Usage fees vary depending on the number of times the API is used, the volume of data stored and the volume of traffic.

Examples



■ Service options

For the latest pricing information, please refer to the price list on the official website:
<http://www.fujitsu.com/global/services/hybrid-cloud/k5/pricing-terms/index.html>

Options	Type	Unit	Notes
Basic service			
Economy	Monthly flat rate	Month	<ul style="list-style-type: none"> •“Economy” pricing plan for the basic service •Includes service portal usage and API access
Standard	Monthly flat rate	Month	<ul style="list-style-type: none"> •“Standard” pricing plan for the basic service •Includes service portal usage and API access
Advanced	Monthly flat rate	Month	<ul style="list-style-type: none"> •“Advanced” pricing plan for the basic service •Includes service portal usage and API access
Usage service			
Resource usage (up to 3,000)	Pay per use	Month	•Billing at maximum numbers for resources registered in the month
Resource usage (3,001 or more)	Pay per use	Month	
API usage	Pay per use	Month	<ul style="list-style-type: none"> •Billed in units of 10,000 API uses 1 Light API call = 1 API call; 1 API call other than Light API = 10 API calls; 1 bulk API call to register multiple pieces of data = 200 API calls
SSL usage	Pay per use	Month	<ul style="list-style-type: none"> •Billed in units of 10,000 API uses via SSL (HTTPS/MQTTs) 1 Light API call = 1 API (SSL) call; 1 API call other than Light API = 10 API (SSL) calls; 1 bulk API call to register multiple pieces of data via SSL= 200 API (SSL) calls
Event function usage	Pay per use	Month	<ul style="list-style-type: none"> •Billed in units of 1,000 checks of event conditions set for each resource All checks are counted irrespective of whether the event conditions are met Each use of the event function is calculated as 1 API use
Disk storage	Pay per use	Month	•Billed in units of 100 MB of monthly maximum stored data
Traffic	Pay per use	Month	•Billed in units of 100 MB of communication data during registration and acquisition of binary data

Reference: Monthly usage fee examples

■ Example 1. Equipment data collection

- Resources: 100
(100 registered devices)
- Data collection frequency: Every 10 mins.
- Data collection times:
09:00 - 18:00 daily
(excluding 12:00-13:00)
(20 business days/month)
- Data volume: 500 bytes each time
- Data storage period: 1 year

Monthly usage fees

Billed item		Usage	Usage cost	Cost
Basic service	Economy	1	-	(A)*
Usage service	Resource usage	100	Free (up to 3000)	-
	API usage	96,000 times	(C)	-
	Disk storage	549 MB	(D)	-
Sub-total			(C)+(D)	(C)+(D)
Free usage amount				(B)*
If (C)+(D) < (B)				Total (A)
If (C)+(D) > (B)				Total (A)+(C)+(D)-(B)

*Monthly subscription(A) includes a mount of free usage(B) per month

■ Example 2. Monitoring

- Resources: 5,000
(Monitoring 5,000 people)
- Data collection frequency: Every 15 mins.
- Data volume: 20 bytes each time
3 elements: body temperature, blood pressure, location
- Number of events processed:
Values of the 3 elements are checked when the data is collected
- Data storage period: 1 year

Monthly usage fees

Billed item		Usage	Usage cost	Cost
Basic service	Standard	1	-	(A)*
Usage service	Resource usage	5,000	(C)	-
	API usage	14,400,000 times	(D)	-
	SSL usage	14,400,000 times	(E)	-
	Disk storage	3,296 MB	(F)	-
Sub-total			(C)+(D)+(E)+(F)	(C)+(D)+(E)+(F)
Free usage amount				(B)*
If (C)+(D)+(E)+(F) < (B)				Total (A)
If (C)+(D)+(E)+(F) > (B)				Total (A)+(C)+(D)+(E)+(F)-(B)

*Monthly subscription(A) includes a mount of free usage(B) per month

- Refer to the Service Description on FUJITSU Cloud Service K5 Website to confirm the regions in which this service is offered.
- The service plan selected determines the per-second data API frequency.
 - Economy plan: 100 times/sec.
 - Standard plan: 200 times/sec.
 - Advanced plan: 500 times/sec.*

* The frequency is restricted to 300 times/second for connections from the same network address.

Please note that if communication frequency has exceeded the limit for a certain period of time all requests will result in error (in case of HTTP/HTTPS) or will be discarded (in case of MQTT/MQTTs).

■ Usage in excess of limits

- If any one of the following item limits for data registration and reading frequency are expected to be exceeded, the customer's usage scenario may not be possible with this service. In this case, please check with your Fujitsu sales representative beforehand.

Limits:

Single data size	Communication frequency (peak)		Registered resources	Data storage capacity per resource (JSON)	Simultaneous connections
	Data API	Management API			
256 KB	100 times/sec.	1 time/sec.	10,000	100 MB	100

■ Overly intensive use

Overly intensive use is not permitted. Intensive use that could cause serious damage to this service, such as the following, may result in denial of access.

- Sudden usage that greatly exceeds the above limits
- Usage that regularly exceeds the above limits

■ Other items

Please refer to the following documents for details on the functions provided and additional restrictions. The documents are available at K5 PaaS Portal > Documentation > IoT Platform

- Fujitsu Cloud Service K5 IoT Platform Service Details Instruction Manual
- IoT Platform Service Portal Operating Manual
- IoT Platform API User Guide
- IoT Platform API Reference

Usage scenario - 1. Sensor-based monitoring

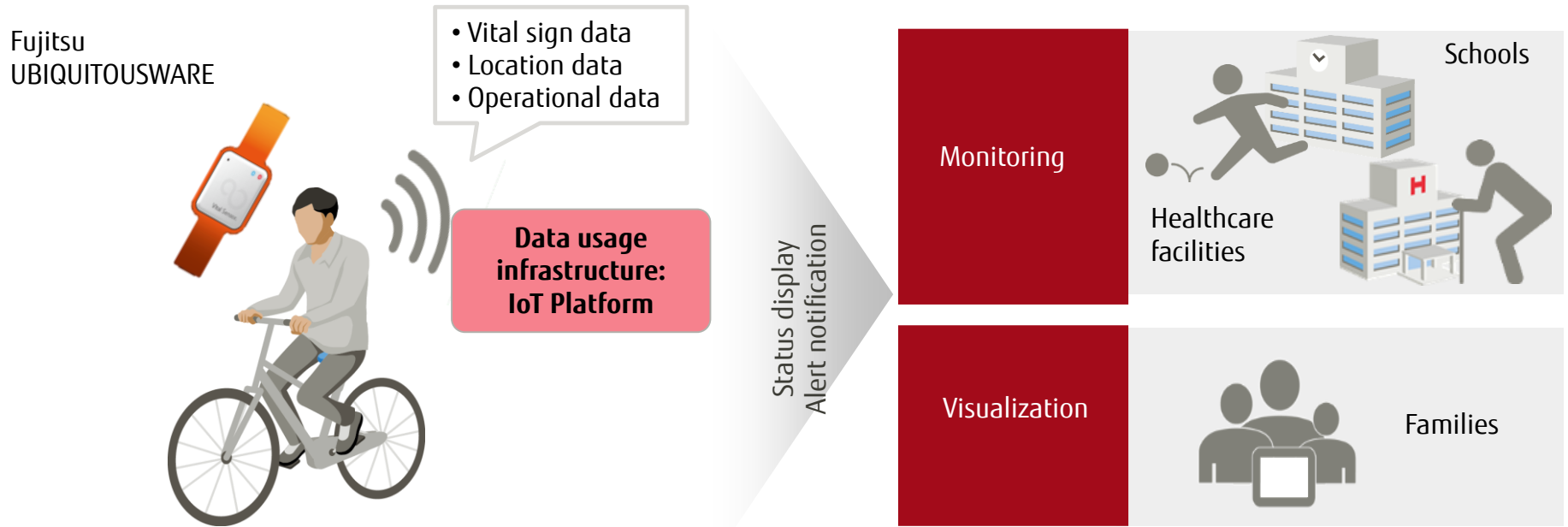
Enhancing a business using new value created by incorporating IoT into existing products

■ Scenario

Build new sensors into existing products, and then aggregate and monitor the operational data collected or vital sign (biometric) data acquired from wearable devices.

■ Benefits

Provide a sense of security to the people being monitored by creating an environment that enables them to feel safe when going out. Also, provide caregivers or care providers with a sense of comfort by being able to visualize the status of the person they are caring for.



Usage scenario - 2. Visualization of factory operations

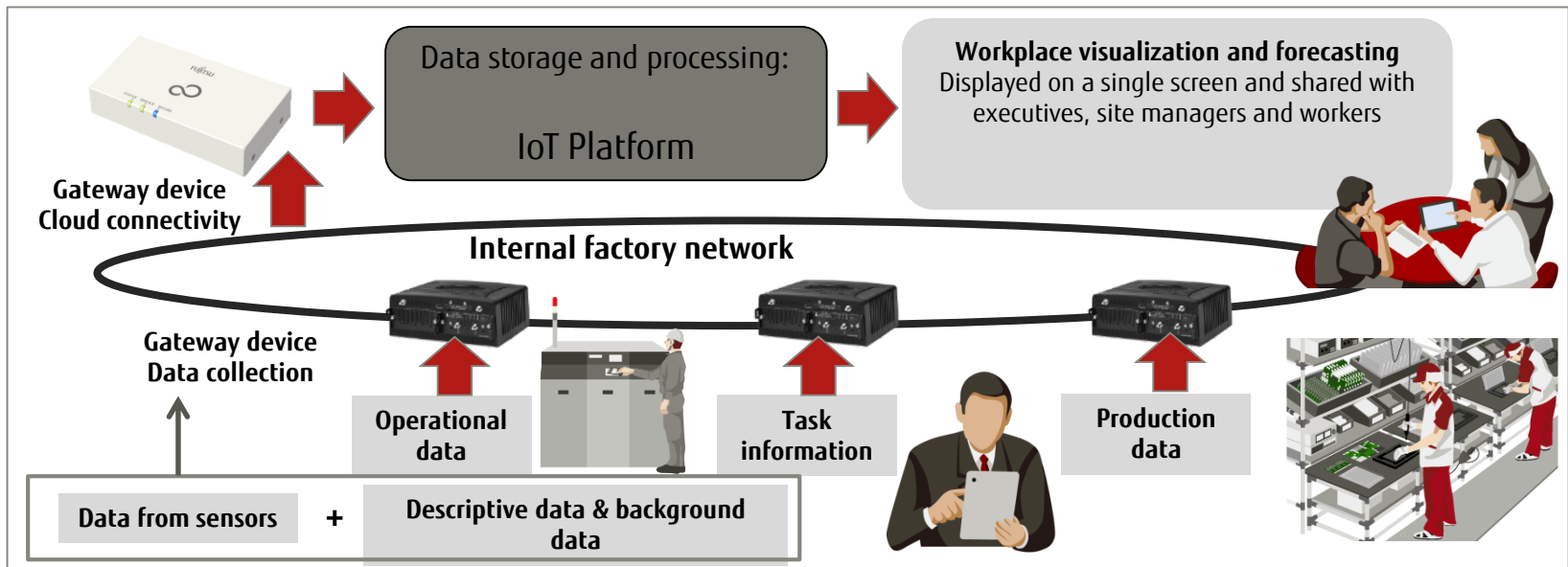
Improving production efficiency through visualization of the workplace using IoT

■ Scenario

- Using the cloud, aggregate a range of data generated from sensors in factories, together with related background information, and use this to visualize factory operations.
- Make the process of developing and implementing improvements more efficient by sharing information with executives, site managers and workers.

■ Benefits

- Simplifies the task of detecting and analyzing issues related to the timely sharing of information between management and workers, and making improvements (from one week to same-day).
- Enables workers to directly see the impact of their improvements (25% fewer line stoppages, etc.), and improves the motivation to work productively.



Usage scenario - 3. Worker safety management

Using IoT to collect data on routine tasks and detecting data variance to avoid unexpected outcomes

■ Scenario

Digitization and monitoring of workplace equipment and worker status.

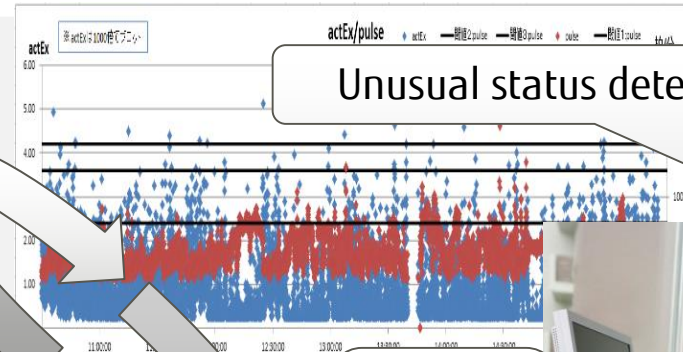
■ Benefit

Instead of the conventional practice of having site managers make decisions on workplace safety management, an offsite support team can make informed decisions on suitable accident prevention measures for heatstroke, unexpected equipment stoppages, etc.



Data usage infrastructure:
IoT Platform

- Vital sign data
- Equipment data



Alert workplace and provide support



UBIQUITOUSWARE
Vital-sign sensing band




Workplace

- Predict heat stress using pulse, temperature and humidity data to avoid heatstroke and other dangers.
- Combine with acceleration and air pressure data to detect falls.

Reference: IoT cloud comparison

Other companies have a range of cloud offerings divided by function, which are combined and integrated by systems engineers and the customer to meet requirements, with the customer subsequently responsible for system operation. In contrast, Fujitsu's IoT platform provides the full package of functions necessary for data usage and edge computing connectivity, thereby enhancing convenience.

Function type and pricing	Function	FUJITSU K5	Company A	Company B	Company C
Device and app access (API)	Communication protocols	IoT Platform	Company A IoT platform service	Company B IoT platform service	Company C IoT platform service
	Access source authentication and control				
	Data element level approval				
	API-based data searching				
Data management	Recent data retention		Various databases	Various databases	Company C IoT platform service
	Log storage				Various databases
Data discrimination and processing	Distributed processing for large enterprises (dynamic resource controller: edge computing control)		Various tools	Various tools	Company C IoT platform service
	Event detection and notification				
	Data analysis				Various tools
	Data visualization				Various tools
Pricing	-	Monthly subscription plan (312.50, 625.00 or 3,125.00 GBP) + some usage fees apply	Full pay-per-use system (usage fees vary according to the service) However, separate application development and integration is needed for any additional functional requirements		



FUJITSU

shaping tomorrow with you