















ETERNUS Disk Storage Systems Comparison Chart

	DX60	DX80	ETERNUS2000	ETERNUS2000	DX410	DX440	ETERNUS4000	ETERNUS4000	DX8100	DX8400	DX8700	ETERNUS8000	ETERNUS8000	ETERNUS8000	
Exterior															
Model name	-	-	Model 100	Model 200	-	-	Model 400	Model 600	-	-	-	Model 800	Model 1200	Model 2200	
Class	Entry-level	Entry-level	Entry-level	Entry-level	Mid-range	Mid-range	Mid-range	Mid-range	Enterprise	Enterprise	Enterprise	Enterprise	Enterprise	Enterprise	
Form factor	Rack mount	Rack mount	Rack mount	Rack mount	Rackmount/Floor stand	Rackmount/Floor stand	Rackmount/Floor stand	Rackmount/Floor stand	Floor stand	Floor stand	Floor stand	Floor stand	Floor stand	Floor stand	
Physical storage capacity ^(Note 1)	292.0GB - 24.0TB	292.0GB - 120.0TB	876.0GB - 24.0TB	876.0GB - 120.0TB	2.4TB - 208.4TB	2.4TB - 418.4TB	1.1TB - 207.8TB	1.1TB - 417.8TB	1.8TB - 58.0TB	3.6TB - 1,004.0TB	16.8TB - 2,728.0TB	876.0GB - 58.0TB	1.7TB - 1,004.0TB	8.1TB - 2,728.0TB	
Maximum cache capacity	2GB	4GB	2GB	4GB	8GB	32GB	8GB	32GB	16GB	256GB	512GB	16GB	256GB	512GB	
Number of controllers	1 or 2	1 or 2	2	2	2	2	2	2	2	2 or 4	2 or 4 or 6 or 8	2	2 or 4	2 or 4 or 6 or 8	
Number of disk drives	2 - 24	2 - 120	6 - 24	6 - 120	8 - 210	8 - 420	8 - 210	8 - 420	8 - 60	16 - 1,020	64 - 2,760	8 - 60	16 - 1,020	64 - 2,760	
Number of DEs (Drive Enclosures)	1 - 2	1 - 10	1 - 2	1 - 6	2 - 14 (2DE units)	2 - 14 (2DE units)	2 - 14 (2DE units)	2 - 14 (2DE units)	2 or 4 (2DE units)	2 or 4 (4DE units)	4 - 68 (4DE units)	2 or 4 (2DE units)	4 - 68 (4DE units)	16 - 184 (4DE units)	
Supported drives	SSD (Solid State Drives)	-	200GB or 100GB	-	-	400GB, 200GB	400GB, 200GB	146GB or 73GB	146GB or 73GB	400GB, 200GB	400GB, 200GB	400GB, 200GB	146GB or 73GB	146GB or 73GB	
	Fibre Channel disk drives	-	-	-	-	600GB(15,000rpm) 450GB(15,000rpm) 300GB(15,000rpm)	600GB(15,000rpm) 300GB(15,000rpm)	450GB(15,000rpm) 300GB(15,000rpm) 146GB(15,000rpm) 300GB(10,000rpm) (End of sale on Oct 31, 2009.)	450GB(15,000rpm) 300GB(15,000rpm) 146GB(15,000rpm) 300GB(10,000rpm) (End of sale on Oct 31, 2009.)	600GB(15,000rpm) 450GB(15,000rpm) 300GB(15,000rpm)	600GB(15,000rpm) 450GB(15,000rpm) 300GB(15,000rpm)	600GB(15,000rpm) 450GB(15,000rpm) 300GB(15,000rpm)	450GB(15,000rpm) 300GB(15,000rpm) 146GB(15,000rpm) 73GB(15,000rpm) 36GB(15,000rpm) 300GB(10,000rpm) (End of sale on Oct 31, 2009.)	450GB(15,000rpm) 300GB(15,000rpm) 146GB(15,000rpm) 73GB(15,000rpm) 36GB(15,000rpm) 300GB(10,000rpm) (End of sale on Oct 31, 2009.)	450GB(15,000rpm) 300GB(15,000rpm) 146GB(15,000rpm) 73GB(15,000rpm) 36GB(15,000rpm) 300GB(10,000rpm) (End of sale on Oct 31, 2009.)
	SAS disk drives	450GB(15,000rpm) 300GB(15,000rpm)	450GB(15,000rpm) 300GB(15,000rpm)	300GB(15,000rpm) 146GB(15,000rpm) 400GB(10,000rpm)	450GB(15,000rpm) 300GB(15,000rpm) 146GB(15,000rpm) 400GB(10,000rpm)	-	-	-	-	-	-	-	-	-	-
	Nearline SATA disk drives	-	-	-	-	1TB(7,200rpm) 750GB(7,200rpm) 500GB(7,200rpm)	1TB(7,200rpm) 750GB(7,200rpm) 500GB(7,200rpm)	1TB(7,200rpm) 750GB(7,200rpm) 500GB(7,200rpm)	1TB(7,200rpm) 750GB(7,200rpm) 500GB(7,200rpm)	1TB(7,200rpm) 750GB(7,200rpm) 500GB(7,200rpm)	1TB(7,200rpm) 750GB(7,200rpm) 500GB(7,200rpm)	1TB(7,200rpm) 750GB(7,200rpm) 500GB(7,200rpm)	1TB(7,200rpm) 750GB(7,200rpm) 500GB(7,200rpm)	1TB(7,200rpm) 750GB(7,200rpm) 500GB(7,200rpm)	1TB(7,200rpm) 750GB(7,200rpm) 500GB(7,200rpm)
	Nearline SAS disk drives	1TB(7,200rpm) 750GB(7,200rpm)	1TB(7,200rpm) 750GB(7,200rpm)	1TB(7,200rpm) 750GB(7,200rpm) 500GB(7,200rpm)	1TB(7,200rpm) 750GB(7,200rpm) 500GB(7,200rpm)	-	-	-	-	-	-	-	-	-	-
Host interfaces	Fibre Channel	2 or 4	2 or 4	2 or 4 (End of sale on Sep 30, 2009.)	2 or 4 (End of sale on Sep 30, 2009.)	2 - 8	4 - 16	2 - 8	4 - 16	4 - 16	4 - 64	16 - 128	4 - 16	4 - 64	
	iSCSI	2 or 4	2 or 4	2 or 4	2 or 4	2 or 4	4 or 8	2 or 4	4 or 8	4 - 8	4 - 32	4 - 64	4 - 8	4 - 32	
	SAS	2 or 4	2 or 4	2 or 4	2 or 4	-	-	-	-	-	-	-	-	-	
	OCLINK	-	-	-	-	-	-	-	-	4 - 8	4 - 32	4 - 64	4 - 8	4 - 32	
	FCLINK	-	-	-	-	-	-	-	-	4 - 8	4 - 32	4 - 64	4 - 8	4 - 32	
Supported servers	Mission Critical IA/UNIX/Industry Standard servers	Mission Critical IA/UNIX/Industry Standard servers	Mission Critical IA/UNIX/Industry Standard servers	Mission Critical IA/UNIX/Industry Standard servers	Mission Critical IA/UNIX/Industry Standard servers	Mission Critical IA/UNIX/Industry Standard servers	Mission Critical IA/UNIX/Industry Standard servers	Mission Critical IA/UNIX/Industry Standard servers	Mission Critical IA/UNIX/Industry Standard servers	GlobalServer, Mission Critical IA/UNIX/Industry Standard servers	GlobalServer, Mission Critical IA/UNIX/Industry Standard servers	GlobalServer, Mission Critical IA/UNIX/Industry Standard servers	GlobalServer, Mission Critical IA/UNIX/Industry Standard servers	GlobalServer, Mission Critical IA/UNIX/Industry Standard servers	
RAID levels	RAID 0	Yes	Yes	Yes	Yes	Yes ^(Note 3)	Yes ^(Note 3)	Yes ^(Note 3)	Yes ^(Note 3)	Yes ^(Note 3)	Yes ^(Note 3)	Yes ^(Note 3)	Yes ^(Note 3)	Yes ^(Note 3)	
	RAID 1	Yes	Yes	Yes	Yes	Yes ^(Note 3)	Yes ^(Note 3)	Yes ^(Note 3)	Yes ^(Note 3)	Yes ^(Note 3)	Yes ^(Note 3)	Yes ^(Note 3)	Yes ^(Note 3)	Yes ^(Note 3)	
	RAID 1+0	Yes	Yes	Yes	Yes	Yes ^(Note 3)	Yes ^(Note 3)	Yes ^(Note 3)	Yes ^(Note 3)	Yes ^(Note 3)	Yes ^(Note 3)	Yes ^(Note 3)	Yes ^(Note 3)	Yes ^(Note 3)	
	RAID 5	Yes	Yes	Yes	Yes	Yes	Yes	Yes	Yes	Yes	Yes	Yes	Yes	Yes	
	RAID 5+0	Yes	Yes	-	-	-	-	-	-	-	-	-	-	-	
	RAID 6	Yes	Yes	Yes	Yes	Yes	Yes	Yes	Yes	Yes	Yes	Yes	Yes	Yes	
Advanced Copy function	EC/OPC/QuickOPC/SnapOPC+	EC/OPC/QuickOPC/SnapOPC+	EC/OPC/QuickOPC/SnapOPC/SnapOPC+	EC/OPC/QuickOPC/SnapOPC/SnapOPC+	EC/OPC/QuickOPC/SnapOPC+	EC/OPC/QuickOPC/SnapOPC+	EC/OPC/QuickOPC/SnapOPC/SnapOPC+	EC/OPC/QuickOPC/SnapOPC/SnapOPC+	EC/OPC/QuickOPC/SnapOPC/SnapOPC+	EC/OPC/QuickOPC/SnapOPC/SnapOPC+	EC/OPC/QuickOPC/SnapOPC/SnapOPC+	EC/OPC/QuickOPC/SnapOPC/SnapOPC+	EC/OPC/QuickOPC/SnapOPC/SnapOPC+	EC/OPC/QuickOPC/SnapOPC/SnapOPC+	
Remote Copy function	-	-	-	-	Yes	Yes	Yes	Yes	Yes	Yes	Yes	Yes	Yes	Yes	
Data Encryption	Yes	Yes	-	-	Yes	Yes	Yes	Yes	Yes	Yes	Yes	Yes	Yes	Yes	
Eco-mode (MAID)	Yes	Yes	Yes	Yes	Yes	Yes	Yes	Yes	Yes	Yes	Yes	Yes	Yes	Yes	
Dimensions	Width	483mm	483mm	483mm	483mm	Rack mount: 483mm Floor stand: 590mm (Max.: 1,180mm)	Rack mount: 483mm Floor stand: 590mm (Max.: 1,180mm)	Rack mount: 483mm Floor stand: 590mm (Max.: 1,180mm)	Rack mount: 483mm Floor stand: 590mm (Max.: 1,180mm)	590mm	740mm (Max.: 3,840mm)	1,360mm (Max.: 10,040mm)	Floor stand: 590mm	740mm (Max.: 3,840mm)	1,360mm (Max.: 10,040mm)
	Depth	650mm	650mm	673mm	673mm	Rack mount: 770mm Floor stand: 990mm	Rack mount: 770mm Floor stand: 990mm	Rack mount: 770mm Floor stand: 990mm	Rack mount: 770mm Floor stand: 990mm	995mm	995mm	995mm	Floor stand: 995mm	995mm	995mm
	Height	Max. 178mm[4U]	Max. 889mm[20U]	Max. 176mm[4U]	Max. 528mm [12U]	Rack mount: 533mm[12U] ^(Note 4) Floor stand: 1,800mm	Rack mount: 533mm[12U] ^(Note 4) Floor stand: 1,800mm	Rack mount: 533mm[12U] ^(Note 4) Floor stand: 1,800mm	Rack mount: 533mm[12U] ^(Note 4) Floor stand: 1,800mm	1,400mm	1,800mm	1,800mm	Floor stand: 1,400mm	1,800mm	1,800mm
Maximum weight	70kg	350kg	70kg	350kg	Rack mount: 1,050kg Floor stand: 760kg	Rack mount: 1,395kg Floor stand: 1,820kg	Rack mount: 1,050kg Floor stand: 760kg	Rack mount: 1,395kg Floor stand: 1,820kg	440kg	4,230kg	10,930kg	Floor stand: 440kg	4,230kg	10,930kg	
Power requirements/Voltage	AC100 - 120V AC200 - 240V	AC100 - 120V AC200 - 240V	AC100 - 120V AC200 - 240V	AC100 - 120V AC200 - 240V	AC200 - 240V	AC200 - 240V	AC200 - 240V	AC200 - 240V	AC200V-240V	AC200 - 240V	AC200 - 240V	AC200V-240V	AC200 - 240V	AC200 - 240V	
Maximum power consumption	AC100 - 120V	782W	3,774W	795W	3,835W	-	-	-	-	-	-	-	-	-	
	AC200 - 240V	776W	3,805W	760W	3,640W	7,700W	14,700W	7,700W	14,700W	2,800W	36,700W	96,400W	2,800W	36,700W	
Power plug type	AC100 - 120V	NEMA 5-15	NEMA 5-15	NEMA 5-15	NEMA 5-15	NEMA L5-30	NEMA L5-30	NEMA L5-30	NEMA L5-30	NEMA L5-30	-	-	NEMA L5-30	-	
	AC200 - 240V	NEMA L6-15 NEMA L6-20	NEMA L6-15 NEMA L6-20	NEMA L6-15 NEMA L6-20	NEMA L6-15 NEMA L6-20	NEMA L6-30	NEMA L6-30	NEMA L6-30	NEMA L6-30	NEMA L6-30	M6 bolt terminal	M6 bolt terminal	NEMA L6-30	M6 bolt terminal	

Note 1: Physical capacity is calculated based on formatting required for UNIX or Industry Standard servers. The minimum value is when using Fibre Channel disk drives for ETERNUS DX400/DX8000 series, ETERNUS4000 and ETERNUS8000, and SAS disk drives for DX60 or DX80 and ETERNUS2000.

The maximum value is when using Nearline disk drives. System disks are excluded with ETERNUS DX8000 series and ETERNUS8000.

Note 2: Only available for GlobalServer area.

Note 3: Supported only with Fibre Channel disk drives.

Note 4: Value with the minimum configuration (with 2 drive enclosure units (3U)). Up to 14 3U height drive enclosures can be used with the base configuration of DX410 and ETERNUS4000 model 400 rack mount type. Up to 28 3U height drive enclosures can be used with the base configuration of DX440 and ETERNUS4000 model 600 rack mount type.

This comparison chart is correct as of November 18, 2009. Contents are subject to change without notice.