

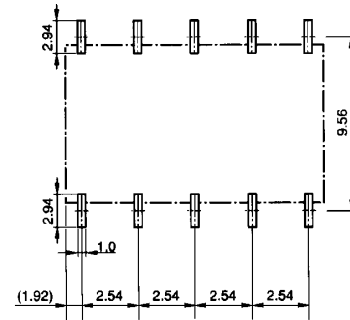
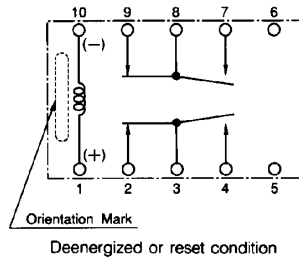
AS SERIES

■ FOOTPRINT

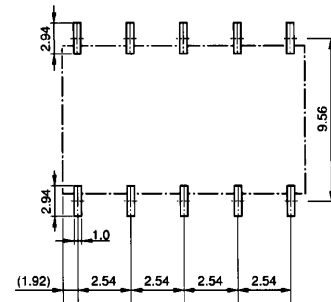
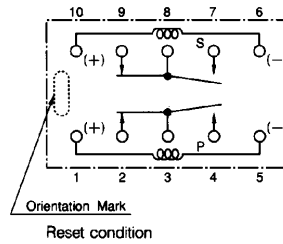
● Schematics (BOTTOM VIEW)

● PC board mounting hole layout (BOTTOM VIEW)

AS, ASL type (Non-latching type, single winding latching type)



ASL-D type (Double winding latching type)



Unit: mm

© 2005 Fujitsu Components America, Inc. All company and product names are trademarks or registered trademarks of their respective owners. Rev. 03/22/2005.